



BUREAU OF THE  
**Fiscal Service**

**Oil Spill Liability**

**Trust Fund**

**70X8185**

**Investment Reporting**

**FY 2023**

**February 28, 2023**

**Period Name: 2023-05**

**Table of Contents**

	<b>Page(s)</b>
Investment Reports - 70X8185	2-6
Investment Reports - 70X81851	7-10
Investment Reports - 70X81852	11-14
Trial Balance(s)	15-18
Balance Sheet	19-22
Income Statement	23-26
Monthly Activity	27-30
Footnotes	31-32

---

---

**Oil Spill Liability Trust Fund  
Investment Summary  
70X81850 - Oil Spill  
FY 2023  
February 28, 2023  
Period Name: 2023-05**

**Summary of Investment Activity**

<b>Beginning Investment Balance</b>	8,554,953,943.32
<b>Investment Transaction Activity Per Actual Date Completed</b>	
Total Purchases	37,523,029,387.78
Total Maturities	(37,468,957,032.09)
Total Sells	-
<b>Total Investment Transactions</b>	54,072,355.69
<b>Transactions that affect Buy/Sell Investment Activity</b>	
Total Initial Discount	(5,618,676.90)
Total Initial Premium	-
Total Amortization Cost	(7,294,772.30)
Total Income Earn One Day	(6,960,821.87)
Total Income on Market Based Investments	(7,182,541.24)
	<hr/>
	(27,056,812.31)
<b>Monthly Receipts/Disbursement/Residual</b>	
Additions	(75,039,450.99)
Subtractions	70,007,445.77
Residual/ Activity in USSGL 1010	(21,983,538.16)
	<hr/>
	(27,015,543.38)
<b>Total Transactions that affect Investment Balance</b>	(54,072,355.69)
<b>Ending Investment Balance</b>	8,609,026,299.01

**Security Balances**

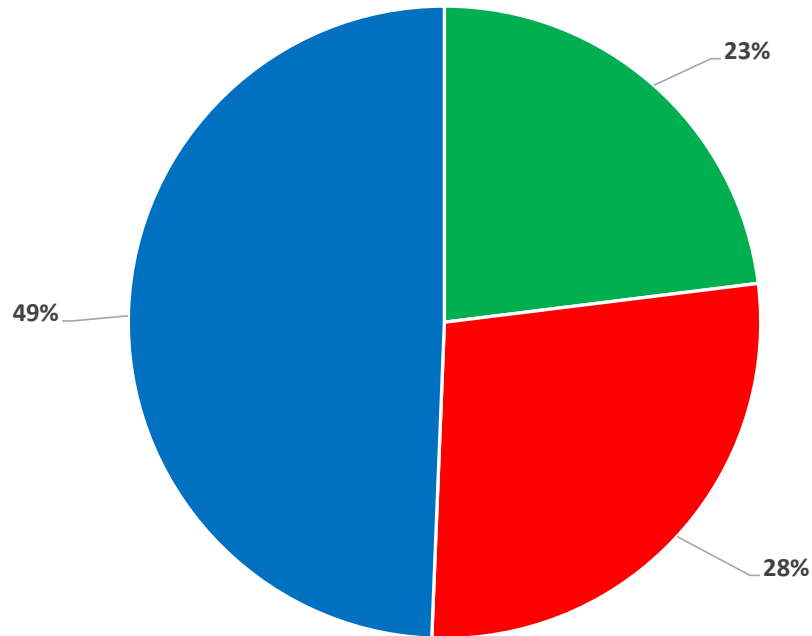
Security Number	Type	Security Description	Maturity Date	Interest Rate/ Coupon Rate	Amount Shar/Par	Initial Discount	Initial Premium	Amortization	Accrued Income	Estimated Next		Yield to Maturity	Weighted Yield to Maturity
										Coupon Amount	Next Coupon Date		
912796U31	BILLS	MK BILL 03/23/2023	3/23/23	0.000%	161,471,914.49	(2,783,058.87)	-	2,497,298.36	-	-	-	2.82%	0.05%
912796V48	BILLS	MK BILL 04/20/2023	4/20/23	0.000%	270,968,102.17	(5,260,393.19)	-	4,062,714.38	-	-	-	3.18%	0.10%
912796W47	BILLS	MK BILL 05/18/2023	5/18/23	0.000%	370,997,044.74	(8,102,575.46)	-	5,244,970.72	-	-	-	3.59%	0.15%
912796X53	BILLS	MK BILL 06/15/2023	6/15/23	0.000%	334,027,555.88	(8,781,213.67)	-	4,586,616.07	-	-	-	4.34%	0.17%
912796XQ7	BILLS	MK BILL 07/13/2023	7/13/23	0.000%	391,204,957.16	(9,371,533.82)	-	2,916,650.83	-	-	-	4.51%	0.20%
912796XY0	BILLS	MK BILL 08/10/2023	8/10/23	0.000%	406,296,211.47	(10,009,558.16)	-	1,685,282.75	-	-	-	4.64%	0.22%
912796YJ2	BILLS	MK BILL 10/05/2023	10/5/23	0.000%	441,569,378.59	(12,913,449.20)	-	288,246.63	-	-	-	4.84%	0.25%
912828J37	NOTES	MK NOTE 2.125% 11/30/2024	11/30/24	2.125%	361,721,033.95	(14,073,208.98)	-	2,750,232.35	1,900,526.04	3,843,285.99	5/31/2023	3.99%	0.17%
9128284D9	NOTES	MK NOTE 2.500% 03/31/2023	3/31/23	2.500%	60,262,206.07	(499,046.40)	-	489,986.63	624,972.05	753,277.58	3/31/2023	2.68%	0.02%
9128284U1	NOTES	MK NOTE 2.625% 06/30/2023	6/30/23	2.625%	300,523,670.66	(1,831,316.12)	-	1,696,734.46	1,285,734.90	3,944,373.18	6/30/2023	2.76%	0.10%
912828D56	NOTES	MK NOTE 2.375% 08/15/2024	8/15/24	2.375%	55,038,246.59	-	2,708,913.70	(1,890,171.35)	46,942.15	653,579.18	8/15/2023	1.34%	0.01%
912828J27	NOTES	MK NOTE 2.000% 02/15/2025	2/15/25	2.000%	277,288,810.55	-	21,489,882.82	(12,796,841.86)	199,157.71	2,772,888.11	8/15/2023	0.39%	0.01%
912828T26	NOTES	MK NOTE 1.375% 09/30/2023	9/30/23	1.375%	178,451,394.07	(8,894,686.67)	-	7,707,131.82	1,017,883.81	1,226,853.33	3/31/2023	2.53%	0.05%
912828U57	NOTES	MK NOTE 2.125% 11/30/2023	11/30/23	2.125%	141,068,008.70	(1,124,135.69)	-	935,191.06	741,188.37	1,498,847.59	5/31/2023	2.31%	0.04%
912828V80	NOTES	MK NOTE 2.250% 01/31/2024	1/31/24	2.250%	295,627,873.96	-	1,016,220.82	(809,648.58)	514,490.50	3,325,813.58	7/31/2023	2.17%	0.07%
912828V98	NOTES	MK NOTE 2.250% 02/15/2027	2/15/27	2.250%	264,535,177.83	(7,109,382.91)	-	1,067,331.53	213,747.35	2,976,020.75	8/15/2023	2.86%	0.09%
912828X70	NOTES	MK NOTE 2.000% 04/30/2024	4/30/24	2.000%	296,967,781.42	-	1,902,449.85	(1,425,681.23)	1,968,847.17	2,969,677.81	4/30/2023	1.86%	0.06%
912828XZ8	NOTES	MK NOTE 2.750% 06/30/2025	6/30/25	2.750%	94,581,882.43	-	11,453,274.82	(6,165,385.66)	423,920.18	1,300,500.88	6/30/2023	0.34%	0.00%
912828YH7	NOTES	MK NOTE 1.500% 09/30/2024	9/30/24	1.500%	148,142,514.12	(277,767.21)	-	186,047.91	921,820.86	1,111,068.86	3/31/2023	1.54%	0.03%
912828ZE3	NOTES	MK NOTE 0.625% 03/31/2027	3/31/27	0.625%	248,668,983.40	(28,208,387.81)	-	2,873,187.55	644,728.99	777,090.57	3/31/2023	3.31%	0.10%
912828CAB7	NOTES	MK NOTE 0.250% 07/31/2025	7/31/25	0.250%	90,737,677.95	-	141,777.62	(72,967.08)	17,545.96	113,422.10	7/31/2023	0.22%	0.00%
912828CAJ0	NOTES	MK NOTE 0.250% 08/31/2025	8/31/25	0.250%	306,340,076.44	(287,193.82)	-	142,075.71	-	382,925.10	8/31/2023	0.27%	0.01%
912828CAZ4	NOTES	MK NOTE 0.375% 11/30/2025	11/30/25	0.375%	95,501,341.60	-	44,766.25	(20,043.68)	88,548.63	179,065.02	5/31/2023	0.37%	0.00%
912828CBQ3	NOTES	MK NOTE 0.500% 02/28/2026	2/28/26	0.500%	66,194,233.47	(692,970.88)	-	274,381.88	-	165,485.58	8/31/2023	0.71%	0.01%
912828CBT7	NOTES	MK NOTE 0.750% 03/31/2026	3/31/26	0.750%	302,002,000.97	(2,076,263.76)	-	777,047.92	939,607.87	1,132,507.50	3/31/2023	0.89%	0.03%
912828CBW0	NOTES	MK NOTE 0.750% 04/30/2026	4/30/26	0.750%	152,359,350.02	-	999,858.24	(329,517.03)	378,793.96	571,347.56	4/30/2023	0.61%	0.01%
912828CCJ8	NOTES	MK NOTE 0.875% 06/30/2026	6/30/26	0.875%	169,426,441.86	(2,356,086.45)	-	658,251.63	241,619.89	741,240.68	6/30/2023	1.18%	0.02%
912828CCW9	NOTES	MK NOTE 0.750% 08/31/2026	8/31/26	0.750%	61,771,339.91	(1,216,123.26)	-	313,917.85	-	231,642.52	8/31/2023	1.18%	0.01%
912828CDG3	NOTES	MK NOTE 1.125% 10/31/2026	10/31/26	1.125%	205,275,269.20	(7,473,302.77)	-	1,592,167.62	765,529.32	1,154,673.39	4/30/2023	1.94%	0.05%
912828CEN7	NOTES	MK NOTE 2.750% 04/30/2027	4/30/27	2.750%	45,504,880.35	(2,253,913.61)	-	75,484.36	414,823.49	625,692.10	4/30/2023	4.01%	0.02%



**Oil Spill Liability Trust Fund**  
**70X81850 - Oil Spill**  
**FY 2023**  
**February 28, 2023**  
**Period Name: 2023-05**

### Investment Allocation

■ ONE DAY    ■ BILLS    ■ NOTES



Investment Allocation		
Type	Amount Shar/Par	Percentage
ONE DAY	1,983,311,393.43	23%
BILLS	2,376,535,164.50	28%
NOTES	4,249,179,741.08	49%
<b>Total</b>	<b>8,609,026,299.01</b>	<b>100%</b>








**Oil Spill Liability Trust Fund  
70X81851 - Denali  
FY 2023  
February 28, 2023  
Period Name: 2023-05**

**Investment Allocation**

■ NOTES



100%

<b>Investment Allocation</b>		
<b>Type</b>	<b>Amount Shar/Par</b>	<b>Percentage</b>
NOTES	180,546,485.48	100%
<b>Total</b>	<b>180,546,485.48</b>	<b>100%</b>

-



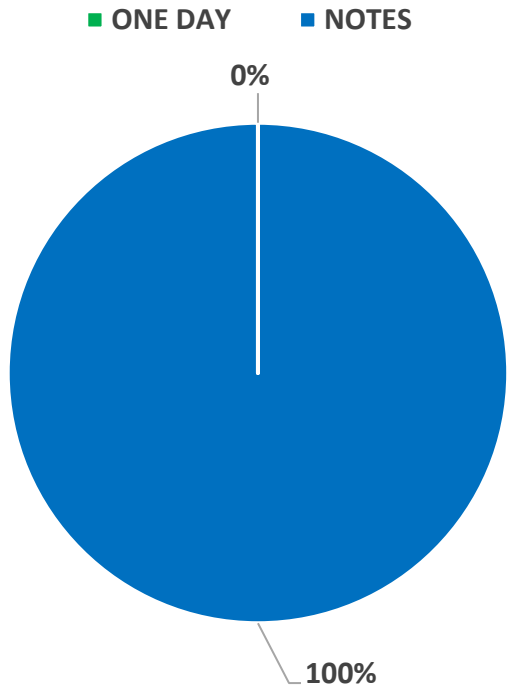






**Oil Spill Liability Trust Fund**  
**70X81852 - OSRI**  
**FY 2023**  
**February 28, 2023**  
**Period Name: 2023-05**

## Investment Allocation



<b>Investment Allocation</b>		
<b>Type</b>	<b>Amount Shar/Par</b>	<b>Percentage</b>
ONE DAY	-	0%
NOTES	35,402,729.61	100%
<b>Total</b>	<b>35,402,729.61</b>	<b>100%</b>

-





**Oil Spill Liability Trust Fund**  
**Investment Related - Trial Balance - Unaudited**  
**70X8185 - Combined**  
**FY 2023**  
**February 1, 2023 through February 28, 2023**  
**Period Name: 2023-05**

USSGL	COST CENTER	USSGL/COST CENTER DESCRIPTION	MANDATORY(M)/DISCRETIONARY(D) BALANCE(B)/NEW(N), COMBINATION(XX)	BEGINNING MONTHLY BALANCE	NET MONTHLY ACTIVITY	YEAR TO DATE BALANCE
101000	-	FUND BALANCE WITH TREASURY		-8,051,325.88	-21,983,538.16	-30,034,864.04
134200	-	INTEREST RECEIVABLE - INVESTMENTS		16,639,249.28	-1,764,589.98	14,874,659.30
161000	-	INVESTMENTS IN U.S TREASURY SECURITIES ISSUED BY THE BUREAU OF THE FISCAL SERVICE		8,770,903,158.41	54,072,355.69	8,824,975,514.10
161100	-	DISCOUNT ON U.S. TREASURY SECURITIES ISSUED BY THE BUREAU OF THE FISCAL SERVICE		-134,618,677.13	-5,618,676.90	-140,237,354.03
161200	-	PREMIUM ON U.S. TREASURY SECURITIES ISSUED BY THE BUREAU OF THE FISCAL SERVICE		43,618,032.42	0.00	43,618,032.42
161300	-	AMORTIZATION OF DISCOUNT AND PREMIUM ON U.S. TREASURY SECURITIES ISSUED BY THE BUREAU OF THE FISCAL SERVICE		19,364,132.64	526,546.87	19,890,679.51
331000	-	CUMULATIVE RESULTS OF OPERATIONS		-8,629,270,741.73	0.00	-8,629,270,741.73
<b>Subtotal</b>				<b>78,583,828.01</b>	<b>25,232,097.52</b>	<b>103,815,925.53</b>
411400	TFMA53110010	INTEREST ON INVESTMENTS	DN	61,751,058.15	21,438,135.41	83,189,193.56
	TFMA53200100	FINES & PENALTIES (.001), (.003)	DN	81,050.00	36,350.00	117,400.00
	TFMA58044200	EXCISE TAXES	DN	107,992,667.00	51,252,500.00	159,245,167.00
	TFMA58046100	OIL SPILL DRAWBACK CLAIMS	DN	-31,489,985.46	-6,488,786.60	-37,978,772.06
	TFMA59000800	COST RECOVERIES (.004)	DN	1,280,867.20	241,100.99	1,521,968.19
<b>Subtotal</b>				<b>139,615,656.89</b>	<b>66,479,295.80</b>	<b>206,094,956.69</b>
412900	TFMA57651400	TRANSFERS TO INTERIOR	DN	0.00	-15,099,000.00	-15,099,000.00
	TFMA57652100	TRANSFER TO DENALI COMMISSION	DN	-1,762,874.64	0.00	-1,762,874.64
	TFMA57652700	TRANSFERS TO COAST GUARD - 70X8312	DN	-9,000,000.00	0.00	-9,000,000.00
	TFMA57652800	TRANSFERS TO COAST GUARD - 70X8349	DN	-33,841,032.26	-11,505,556.09	-45,346,588.35
	TFMA57652900	TRANSFERS TO COAST GUARD - 70FY8314	DB	0.00	-20,500,000.00	-20,500,000.00
	TFMA57652900	TRANSFERS TO COAST GUARD - 70FY8314	DN	-20,500,000.00	20,500,000.00	0.00
	TFMA57654300	TRANSFERS TO EPA - FY APPROPRIATIONS	DN	-8,681,146.92	-13,390,853.08	-22,072,000.00
<b>Subtotal</b>				<b>-73,785,053.82</b>	<b>-39,995,409.17</b>	<b>-113,780,462.99</b>
420100	-	PRIOR YEAR DELIVERED ORDERS - OBLIGATIONS-PAID	DB	-3,148.98	0.00	-3,148.98
	-	PRIOR YEAR DELIVERED ORDERS - OBLIGATIONS-PAID	DN	-1,865,097.97	0.00	-1,865,097.97
	-	TOTAL ACTUAL RESOURCES - COLLECTED	DB	100,030,594.94	0.00	100,030,594.94
	-	TOTAL ACTUAL RESOURCES - COLLECTED	DN	8,464,295,204.34	0.00	8,464,295,204.34
<b>Subtotal</b>				<b>8,562,457,552.33</b>	<b>0.00</b>	<b>8,562,457,552.33</b>
439400	TFMA53110010	INTEREST ON INVESTMENTS	DN	-61,751,058.15	-21,438,135.41	-83,189,193.56
	TFMA53200100	FINES & PENALTIES (.001), (.003)	DN	-81,050.00	-36,350.00	-117,400.00
	TFMA57651400	TRANSFERS TO INTERIOR	DN	0.00	15,099,000.00	15,099,000.00
	TFMA57652100	TRANSFER TO DENALI COMMISSION	DN	1,762,874.64	0.00	1,762,874.64
	TFMA57652700	TRANSFERS TO COAST GUARD - 70X8312	DN	9,000,000.00	0.00	9,000,000.00
	TFMA57652800	TRANSFERS TO COAST GUARD - 70X8349	DN	33,841,032.26	11,505,556.09	45,346,588.35
	TFMA57652900	TRANSFERS TO COAST GUARD - 70FY8314	DB	0.00	20,500,000.00	20,500,000.00
	TFMA57652900	TRANSFERS TO COAST GUARD - 70FY8314	DN	20,500,000.00	-20,500,000.00	0.00
	TFMA57654300	TRANSFERS TO EPA - FY APPROPRIATIONS	DN	8,681,146.92	13,390,853.08	22,072,000.00
	TFMA58044200	EXCISE TAXES	DN	-107,992,667.00	-51,252,500.00	-159,245,167.00
	TFMA58046100	OIL SPILL DRAWBACK CLAIMS	DN	31,489,985.46	6,488,786.60	37,978,772.06
	TFMA59000800	COST RECOVERIES (.004)	DN	-1,280,867.20	-241,100.99	-1,521,968.19
	TFMA61001200	FISCAL SERVICE - REIMBURSABLE BILLING - OS	DN	55,000.00	13,750.00	68,750.00
	XXXXXXXXXXXX	RECEIPTS UNAVAILABLE FOR OBLIGATION UPON COLLECTION	XX	-8,562,457,552.33	0.00	-8,562,457,552.33
<b>Subtotal</b>				<b>-8,628,233,155.40</b>	<b>-26,470,140.63</b>	<b>-8,654,703,296.03</b>
490200	TFMA61001200	FISCAL SERVICE - REIMBURSABLE BILLING - OS	DN	55,000.00	-13,750.00	-68,750.00
<b>Subtotal</b>				<b>55,000.00</b>	<b>-13,750.00</b>	<b>-68,750.00</b>
531100	TFMA53110010	INTEREST ON INVESTMENTS		-74,559,283.09	-20,200,092.30	-94,759,375.39
<b>Subtotal</b>				<b>-74,559,283.09</b>	<b>-20,200,092.30</b>	<b>-94,759,375.39</b>
532000	TFMA53200100	FINES & PENALTIES (.001), (.003)		-81,050.00	-36,350.00	-117,400.00
<b>Subtotal</b>				<b>-81,050.00</b>	<b>-36,350.00</b>	<b>-117,400.00</b>
576500	TFMA57651400	TRANSFERS TO INTERIOR		0.00	15,099,000.00	15,099,000.00
	TFMA57652100	TRANSFER TO DENALI COMMISSION		1,762,874.64	0.00	1,762,874.64
	TFMA57652700	TRANSFERS TO COAST GUARD - 70X8312		9,000,000.00	0.00	9,000,000.00
	TFMA57652800	TRANSFERS TO COAST GUARD - 70X8349		33,841,032.26	11,505,556.09	45,346,588.35
	TFMA57652900	TRANSFERS TO COAST GUARD - 70FY8314		20,500,000.00	0.00	20,500,000.00
	TFMA57654300	TRANSFERS TO EPA - FY APPROPRIATIONS		8,681,146.92	13,390,853.08	22,072,000.00
<b>Subtotal</b>				<b>73,785,053.82</b>	<b>39,995,409.17</b>	<b>113,780,462.99</b>
580400	TFMA58044200	EXCISE TAXES		-107,992,667.00	-51,252,500.00	-159,245,167.00
	TFMA58046100	OIL SPILL DRAWBACK CLAIMS		31,489,985.46	6,488,786.60	37,978,772.06
<b>Subtotal</b>				<b>-76,502,681.54</b>	<b>-44,763,713.40</b>	<b>-121,266,394.94</b>
590000	TFMA59000800	COST RECOVERIES (.004)		-1,280,867.20	-241,100.99	-1,521,968.19
<b>Subtotal</b>				<b>-1,280,867.20</b>	<b>-241,100.99</b>	<b>-1,521,968.19</b>
610000	TFMA61001200	FISCAL SERVICE - REIMBURSABLE BILLING - OS		55,000.00	13,750.00	68,750.00
<b>Subtotal</b>				<b>55,000.00</b>	<b>13,750.00</b>	<b>68,750.00</b>
<b>Grand Total</b>				<b>0.00</b>	<b>0.00</b>	<b>0.00</b>

**Oil Spill Liability Trust Fund**  
**Investment Related - Trial Balance - Unaudited**  
**70X81850 - Oil Spill**  
**FY 2023**  
**February 1, 2023 through February 28, 2023**  
**Period Name: 2023-05**

USSGL	COST CENTER	USSGL/COST CENTER DESCRIPTION	MANDATORY(M)/DISCRETIONARY(D) BALANCE(B)/NEW(N), COMBINATION(XX)	BEGINNING MONTHLY BALANCE	NET MONTHLY ACTIVITY	YEAR TO DATE BALANCE
101000	-	FUND BALANCE WITH TREASURY	-	-8,051,325.88	-21,983,538.16	-30,034,864.04
134200	-	INTEREST RECEIVABLE - INVESTMENTS	-	15,669,930.80	-2,117,069.45	13,552,861.35
161000	-	INVESTMENTS IN U.S. TREASURY SECURITIES ISSUED BY THE BUREAU OF THE FISCAL SERVICE	-	8,554,953,943.32	54,072,355.69	8,609,026,299.01
161100	-	DISCOUNT ON U.S. TREASURY SECURITIES ISSUED BY THE BUREAU OF THE FISCAL SERVICE	-	-131,317,067.60	-5,618,676.90	-136,935,744.50
161200	-	PREMIUM ON U.S. TREASURY SECURITIES ISSUED BY THE BUREAU OF THE FISCAL SERVICE	-	39,757,144.12	0.00	39,757,144.12
161300	-	AMORTIZATION OF DISCOUNT AND PREMIUM ON U.S. TREASURY SECURITIES ISSUED BY THE BUREAU OF THE FISCAL SERVICE	-	18,791,116.72	542,361.12	19,333,477.84
331000	-	CUMULATIVE RESULTS OF OPERATIONS	-	-8,410,174,237.24	0.00	-8,410,174,237.24
<b>Subtotal</b>				<b>79,629,504.24</b>	<b>24,895,432.30</b>	<b>104,524,936.54</b>
411400	TFMA53110010	INTEREST ON INVESTMENTS	DN	59,592,429.22	21,438,135.41	81,030,564.63
	TFMA53200100	FINES & PENALTIES (.001), (.003)	DN	81,050.00	36,350.00	117,400.00
	TFMA58044200	EXCISE TAXES	DN	107,992,667.00	51,252,500.00	159,245,167.00
	TFMA58046100	OIL SPILL DRAWBACK CLAIMS	DN	-31,489,985.46	-6,488,786.60	-37,978,772.06
	TFMA59000800	COST RECOVERIES (.004)	DN	1,280,867.20	241,100.99	1,521,968.19
<b>Subtotal</b>				<b>137,457,027.96</b>	<b>66,479,299.80</b>	<b>203,936,327.76</b>
412900	TFMA57651400	TRANSFERS TO INTERIOR	DN	0.00	-15,099,000.00	-15,099,000.00
	TFMA57652700	TRANSFERS TO COAST GUARD - 70X8312	DN	-9,000,000.00	0.00	-9,000,000.00
	TFMA57652800	TRANSFERS TO COAST GUARD - 70X8349	DN	-33,098,011.72	-11,505,556.09	-44,603,567.81
	TFMA57652900	TRANSFERS TO COAST GUARD - 70FY8314	DB	0.00	-20,500,000.00	-20,500,000.00
	TFMA57652900	TRANSFERS TO COAST GUARD - 70FY8314	DN	-20,500,000.00	20,500,000.00	0.00
	TFMA57654300	TRANSFERS TO EPA - FY APPROPRIATIONS	DN	-6,681,146.92	-13,390,853.08	-22,072,000.00
<b>Subtotal</b>				<b>-71,279,158.64</b>	<b>-39,995,409.17</b>	<b>-111,274,567.81</b>
420100	-	PRIOR YEAR DELIVERED ORDERS - OBLIGATIONS-PAID	DB	-3,148.98	0.00	-3,148.98
	-	PRIOR YEAR DELIVERED ORDERS - OBLIGATIONS-PAID	DN	-1,865,097.97	0.00	-1,865,097.97
	-	TOTAL ACTUAL RESOURCES - COLLECTED	DB	100,030,594.94	0.00	100,030,594.94
	-	TOTAL ACTUAL RESOURCES - COLLECTED	DN	8,251,300,332.53	0.00	8,251,300,332.53
<b>Subtotal</b>				<b>8,349,462,680.52</b>	<b>0.00</b>	<b>8,349,462,680.52</b>
439400	TFMA53110010	INTEREST ON INVESTMENTS	DN	-59,592,429.22	-21,438,135.41	-81,030,564.63
	TFMA53200100	FINES & PENALTIES (.001), (.003)	DN	-81,050.00	-36,350.00	-117,400.00
	TFMA57651400	TRANSFERS TO INTERIOR	DN	0.00	15,099,000.00	15,099,000.00
	TFMA57652700	TRANSFERS TO COAST GUARD - 70X8312	DN	9,000,000.00	0.00	9,000,000.00
	TFMA57652800	TRANSFERS TO COAST GUARD - 70X8349	DN	33,098,011.72	11,505,556.09	44,603,567.81
	TFMA57652900	TRANSFERS TO COAST GUARD - 70FY8314	DB	0.00	20,500,000.00	20,500,000.00
	TFMA57652900	TRANSFERS TO COAST GUARD - 70FY8314	DN	20,500,000.00	-20,500,000.00	0.00
	TFMA57654300	TRANSFERS TO EPA - FY APPROPRIATIONS	DN	8,681,146.92	13,390,853.08	22,072,000.00
	TFMA58044200	EXCISE TAXES	DN	-107,992,667.00	-51,252,500.00	-159,245,167.00
	TFMA58046100	OIL SPILL DRAWBACK CLAIMS	DN	31,489,985.46	6,488,786.60	37,978,772.06
	TFMA59000800	COST RECOVERIES (.004)	DN	-1,280,867.20	-241,100.99	-1,521,968.19
	TFMA61001200	FISCAL SERVICE - REIMBURSABLE BILLING - OS	DN	55,000.00	13,750.00	68,750.00
	XXXXXXXXXXXX	RECEIPTS UNAVAILABLE FOR OBLIGATION UPON COLLECTION	XX	-8,349,462,680.52	0.00	-8,349,462,680.52
<b>Subtotal</b>				<b>-8,415,585,549.84</b>	<b>-26,470,140.63</b>	<b>-8,442,055,690.47</b>
490200	TFMA61001200	FISCAL SERVICE - REIMBURSABLE BILLING - OS	DN	-55,000.00	-13,750.00	-68,750.00
<b>Subtotal</b>				<b>-55,000.00</b>	<b>-13,750.00</b>	<b>-68,750.00</b>
531100	TFMA53110010	INTEREST ON INVESTMENTS	-	-73,099,064.14	-19,863,427.08	-92,962,491.22
<b>Subtotal</b>				<b>-73,099,064.14</b>	<b>-19,863,427.08</b>	<b>-92,962,491.22</b>
532000	TFMA53200100	FINES & PENALTIES (.001), (.003)	-	-81,050.00	-36,350.00	-117,400.00
<b>Subtotal</b>				<b>-81,050.00</b>	<b>-36,350.00</b>	<b>-117,400.00</b>
576500	TFMA57651400	TRANSFERS TO INTERIOR	-	0.00	15,099,000.00	15,099,000.00
	TFMA57652700	TRANSFERS TO COAST GUARD - 70X8312	-	9,000,000.00	0.00	9,000,000.00
	TFMA57652800	TRANSFERS TO COAST GUARD - 70X8349	-	33,098,011.72	11,505,556.09	44,603,567.81
	TFMA57652900	TRANSFERS TO COAST GUARD - 70FY8314	-	20,500,000.00	0.00	20,500,000.00
	TFMA57654300	TRANSFERS TO EPA - FY APPROPRIATIONS	-	8,681,146.92	13,390,853.08	22,072,000.00
<b>Subtotal</b>				<b>71,279,158.64</b>	<b>39,995,409.17</b>	<b>111,274,567.81</b>
580400	TFMA58044200	EXCISE TAXES	-	-107,992,667.00	-51,252,500.00	-159,245,167.00
	TFMA58046100	OIL SPILL DRAWBACK CLAIMS	-	31,489,985.46	6,488,786.60	37,978,772.06
<b>Subtotal</b>				<b>-76,502,681.54</b>	<b>-44,763,713.40</b>	<b>-121,266,394.94</b>
590000	TFMA59000800	COST RECOVERIES (.004)	-	-1,280,867.20	-241,100.99	-1,521,968.19
<b>Subtotal</b>				<b>-1,280,867.20</b>	<b>-241,100.99</b>	<b>-1,521,968.19</b>
610000	TFMA61001200	FISCAL SERVICE - REIMBURSABLE BILLING - OS	-	55,000.00	13,750.00	68,750.00
<b>Subtotal</b>				<b>55,000.00</b>	<b>13,750.00</b>	<b>68,750.00</b>
<b>Grand Total</b>				<b>0.00</b>	<b>0.00</b>	<b>0.00</b>



**Oil Spill Liability Trust Fund**  
**Investment Related - Trial Balance - Unaudited**  
**70X81851 - Denali**  
**FY 2023**  
**February 1, 2023 through February 28, 2023**  
**Period Name: 2023-05**

USSGL	COST CENTER	USSGL/COST CENTER DESCRIPTION	MANDATORY(M)/DISCRETIONARY(D) BALANCE(B)/NEW(N), COMBINATION(XX)	BEGINNING MONTHLY BALANCE	NET MONTHLY ACTIVITY	YEAR TO DATE BALANCE
134200	-	INTEREST RECEIVABLE - INVESTMENTS	-	798,516.59	290,369.68	1,088,886.27
161000	-	INVESTMENTS IN U.S. TREASURY SECURITIES ISSUED BY THE BUREAU OF THE FISCAL SERVICE	-	180,546,485.48	0.00	180,546,485.48
161100	-	DISCOUNT ON U.S. TREASURY SECURITIES ISSUED BY THE BUREAU OF THE FISCAL SERVICE	-	-3,048,429.14	0.00	-3,048,429.14
161200	-	PREMIUM ON U.S. TREASURY SECURITIES ISSUED BY THE BUREAU OF THE FISCAL SERVICE	-	3,742,874.31	0.00	3,742,874.31
161300	-	AMORTIZATION OF DISCOUNT AND PREMIUM ON U.S. TREASURY SECURITIES ISSUED BY THE BUREAU OF THE FISCAL SERVICE	-	486,079.97	-16,964.52	469,115.45
331000	-	CUMULATIVE RESULTS OF OPERATIONS	-	-183,096,064.92	0.00	-183,096,064.92
<b>Subtotal</b>				<b>-570,537.71</b>	<b>273,405.16</b>	<b>-297,132.55</b>
411400	TFMA53110010	INTEREST ON INVESTMENTS	DN	1,875,768.85	0.00	1,875,768.85
<b>Subtotal</b>				<b>1,875,768.85</b>	<b>0.00</b>	<b>1,875,768.85</b>
412900	TFMA57652100	TRANSFER TO DENALI COMMISSION	DN	-1,762,874.64	0.00	-1,762,874.64
<b>Subtotal</b>				<b>-1,762,874.64</b>	<b>0.00</b>	<b>-1,762,874.64</b>
420100	-	TOTAL ACTUAL RESOURCES - COLLECTED	DN	177,385,162.13	0.00	177,385,162.13
<b>Subtotal</b>				<b>177,385,162.13</b>	<b>0.00</b>	<b>177,385,162.13</b>
439400	TFMA53110010	INTEREST ON INVESTMENTS	DN	-1,875,768.85	0.00	-1,875,768.85
	TFMA57652100	TRANSFER TO DENALI COMMISSION	DN	1,762,874.64	0.00	1,762,874.64
	XXXXXXXXXXXX	RECEIPTS UNAVAILABLE FOR OBLIGATION UPON COLLECTION	XX	-177,385,162.13	0.00	-177,385,162.13
<b>Subtotal</b>				<b>-177,498,056.34</b>	<b>0.00</b>	<b>-177,498,056.34</b>
531100	TFMA53110010	INTEREST ON INVESTMENTS	-	-1,192,336.93	-273,405.16	-1,465,742.09
<b>Subtotal</b>				<b>-1,192,336.93</b>	<b>-273,405.16</b>	<b>-1,465,742.09</b>
576500	TFMA57652100	TRANSFER TO DENALI COMMISSION	-	1,762,874.64	0.00	1,762,874.64
<b>Subtotal</b>				<b>1,762,874.64</b>	<b>0.00</b>	<b>1,762,874.64</b>
<b>Grand Total</b>				<b>0.00</b>	<b>0.00</b>	<b>0.00</b>

**Oil Spill Liability Trust Fund**  
**Investment Related - Trial Balance - Unaudited**  
**70X81852 - OSRI**  
**FY 2023**  
**February 1, 2023 through February 28, 2023**  
**Period Name: 2023-05**

USSGL	COST CENTER	USSGL/COST CENTER DESCRIPTION	MANDATORY(M)/DISCRETIONARY(D) BALANCE(B)/NEW(N), COMBINATION(XX)	BEGINNING MONTHLY BALANCE	NET MONTHLY ACTIVITY	YEAR TO DATE BALANCE
134200	-	INTEREST RECEIVABLE - INVESTMENTS	-	170,801.89	62,109.79	232,911.68
161000	-	INVESTMENTS IN U.S. TREASURY SECURITIES ISSUED BY THE BUREAU OF THE FISCAL SERVICE	-	35,402,729.61	0.00	35,402,729.61
161100	-	DISCOUNT ON U.S. TREASURY SECURITIES ISSUED BY THE BUREAU OF THE FISCAL SERVICE	-	-253,180.39	0.00	-253,180.39
161200	-	PREMIUM ON U.S. TREASURY SECURITIES ISSUED BY THE BUREAU OF THE FISCAL SERVICE	-	118,013.99	0.00	118,013.99
161300	-	AMORTIZATION OF DISCOUNT AND PREMIUM ON U.S. TREASURY SECURITIES ISSUED BY THE BUREAU OF THE FISCAL SERVICE	-	86,935.95	1,150.27	88,086.22
331000	-	CUMULATIVE RESULTS OF OPERATIONS	-	-36,000,439.57	0.00	-36,000,439.57
<b>Subtotal</b>				<b>-475,138.52</b>	<b>63,260.06</b>	<b>-411,878.46</b>
411400	TFMA53110010	INTEREST ON INVESTMENTS	DN	282,860.08	0.00	282,860.08
<b>Subtotal</b>				<b>282,860.08</b>	<b>0.00</b>	<b>282,860.08</b>
412900	TFMA57652800	TRANSFERS TO COAST GUARD - 70X8349	DN	-743,020.54	0.00	-743,020.54
<b>Subtotal</b>				<b>-743,020.54</b>	<b>0.00</b>	<b>-743,020.54</b>
420100	-	TOTAL ACTUAL RESOURCES - COLLECTED	DN	35,609,709.68	0.00	35,609,709.68
<b>Subtotal</b>				<b>35,609,709.68</b>	<b>0.00</b>	<b>35,609,709.68</b>
439400	TFMA53110010	INTEREST ON INVESTMENTS	DN	-282,860.08	0.00	-282,860.08
	TFMA57652800	TRANSFERS TO COAST GUARD - 70X8349	DN	743,020.54	0.00	743,020.54
	XXXXXXXXXXXX	RECEIPTS UNAVAILABLE FOR OBLIGATION UPON COLLECTION	XX	-35,609,709.68	0.00	-35,609,709.68
<b>Subtotal</b>				<b>-35,149,549.22</b>	<b>0.00</b>	<b>-35,149,549.22</b>
531100	TFMA53110010	INTEREST ON INVESTMENTS	-	-267,882.02	-63,260.06	-331,142.08
<b>Subtotal</b>				<b>-267,882.02</b>	<b>-63,260.06</b>	<b>-331,142.08</b>
576500	TFMA57652800	TRANSFERS TO COAST GUARD - 70X8349	-	743,020.54	0.00	743,020.54
<b>Subtotal</b>				<b>743,020.54</b>	<b>0.00</b>	<b>743,020.54</b>
<b>Grand Total</b>				<b>0.00</b>	<b>0.00</b>	<b>0.00</b>

**Oil Spill Liability Trust Fund**  
**Investment Related - Balance Sheet - Unaudited**  
**70X8185 - Combined**  
**FY 2023**  
**February 28, 2023**  
**Period Name: 2023-05**

Account Type	Account Description	Ending Balance
<b>ASSETS</b>	FUND BALANCE WITH TREASURY	-30,034,864.04
	INTEREST RECEIVABLE - INVESTMENTS	14,874,659.30
	INVESTMENTS IN U.S. TREASURY SECURITIES ISSUED BY THE BUREAU OF THE FISCAL SERVICE	8,824,975,514.10
	DISCOUNT ON U.S. TREASURY SECURITIES ISSUED BY THE BUREAU OF THE FISCAL SERVICE	-140,237,354.03
	PREMIUM ON U.S. TREASURY SECURITIES ISSUED BY THE BUREAU OF THE FISCAL SERVICE	43,618,032.42
	AMORTIZATION OF DISCOUNT AND PREMIUM ON U.S. TREASURY SECURITIES ISSUED BY THE BUREAU OF THE FISCAL SERVICE	19,890,679.51
<b>TOTALS</b>		<b><u>8,733,086,667.26</u></b>
<b>LIABILITY &amp; EQUITY</b>	CUMULATIVE RESULTS OF OPERATIONS	-8,629,270,741.73
	NET INCOME	-103,815,925.53
<b>TOTALS</b>		<b><u>-8,733,086,667.26</u></b>

**Oil Spill Liability Trust Fund**  
**Investment Related - Balance Sheet - Unaudited**  
**70X81850 - Oil Spill**  
**FY 2023**  
**February 28, 2023**  
**Period Name: 2023-05**

<b>Account Type</b>	<b>Account Description</b>	<b>Ending Balance</b>
<b>ASSETS</b>	FUND BALANCE WITH TREASURY	-30,034,864.04
	INTEREST RECEIVABLE - INVESTMENTS	13,552,861.35
	INVESTMENTS IN U.S. TREASURY SECURITIES ISSUED BY THE BUREAU OF THE FISCAL SERVICE	8,609,026,299.01
	DISCOUNT ON U.S. TREASURY SECURITIES ISSUED BY THE BUREAU OF THE FISCAL SERVICE	-136,935,744.50
	PREMIUM ON U.S. TREASURY SECURITIES ISSUED BY THE BUREAU OF THE FISCAL SERVICE	39,757,144.12
	AMORTIZATION OF DISCOUNT AND PREMIUM ON U.S. TREASURY SECURITIES ISSUED BY THE BUREAU OF THE FISCAL SERVICE	19,333,477.84
<b>TOTALS</b>		<b><u>8,514,699,173.78</u></b>
<b>LIABILITY &amp; EQUITY</b>	CUMULATIVE RESULTS OF OPERATIONS	-8,410,174,237.24
	NET INCOME	-104,524,936.54
<b>TOTALS</b>		<b><u>-8,514,699,173.78</u></b>

**Oil Spill Liability Trust Fund**  
**Investment Related - Balance Sheet - Unaudited**  
**70X81851 - Denali**  
**FY 2023**  
**February 28, 2023**  
**Period Name: 2023-05**

<b>Account Type</b>	<b>Account Description</b>	<b>Ending Balance</b>
<b>ASSETS</b>	INTEREST RECEIVABLE - INVESTMENTS	1,088,886.27
	INVESTMENTS IN U.S TREASURY SECURITIES ISSUED BY THE BUREAU OF THE FISCAL SERVICE	180,546,485.48
	DISCOUNT ON U.S. TREASURY SECURITIES ISSUED BY THE BUREAU OF THE FISCAL SERVICE	-3,048,429.14
	PREMIUM ON U.S. TREASURY SECURITIES ISSUED BY THE BUREAU OF THE FISCAL SERVICE	3,742,874.31
	AMORTIZATION OF DISCOUNT AND PREMIUM ON U.S. TREASURY SECURITIES ISSUED BY THE BUREAU OF THE FISCAL SERVICE	469,115.45
<b>TOTALS</b>		<b><u>182,798,932.37</u></b>
<b>LIABILITY &amp; EQUITY</b>	CUMULATIVE RESULTS OF OPERATIONS	-183,096,064.92
	NET INCOME	297,132.55
<b>TOTALS</b>		<b><u>-182,798,932.37</u></b>

**Oil Spill Liability Trust Fund**  
**Investment Related - Balance Sheet - Unaudited**  
**70X81852 - OSRI**  
**FY 2023**  
**February 28, 2023**  
**Period Name: 2023-05**

<b>Account Type</b>	<b>Account Description</b>	<b>Ending Balance</b>
<b>ASSETS</b>	INTEREST RECEIVABLE - INVESTMENTS	232,911.68
	INVESTMENTS IN U.S TREASURY SECURITIES ISSUED BY THE BUREAU OF THE FISCAL SERVICE	35,402,729.61
	DISCOUNT ON U.S. TREASURY SECURITIES ISSUED BY THE BUREAU OF THE FISCAL SERVICE	-253,180.39
	PREMIUM ON U.S. TREASURY SECURITIES ISSUED BY THE BUREAU OF THE FISCAL SERVICE	118,013.99
	AMORTIZATION OF DISCOUNT AND PREMIUM ON U.S. TREASURY SECURITIES ISSUED BY THE BUREAU OF THE FISCAL SERVICE	88,086.22
<b>TOTALS</b>		<b><u>35,588,561.11</u></b>
<b>LIABILITY &amp; EQUITY</b>	CUMULATIVE RESULTS OF OPERATIONS	-36,000,439.57
	NET INCOME	411,878.46
<b>TOTALS</b>		<b><u>-35,588,561.11</u></b>

**Oil Spill Liability Trust Fund**  
**Investment Related - Income Statement - Unaudited**  
**70X8185 - Combined**  
**FY 2023**  
**October 1, 2022 through February 28, 2023**  
**Period Name: 2023-05**

Revenue Type	USSGL	Ussgl Description	Cost Center	Cost Center Description	Activity	Ending Balance
<b>INCOME</b>	580400	TAX REVENUE COLLECTED - EXCISE	TFMA58044200	EXCISE TAXES	-51,252,500.00	-159,245,167.00
			TFMA58046100	OIL SPILL DRAWBACK CLAIMS	6,488,786.60	37,978,772.06
	<b>SUM USSGL</b>				<b>-44,763,713.40</b>	<b>-121,266,394.94</b>
	531100	INTEREST REVENUE - INVESTMENTS - NON EXCHANGE	TFMA53110010	INTEREST ON INVESTMENTS	-20,200,092.30	-94,759,375.39
	<b>SUM USSGL</b>				<b>-20,200,092.30</b>	<b>-94,759,375.39</b>
	532000	PENALTIES AND FINES REVENUE - NON EXCHANGE	TFMA53200100	FINES & PENALTIES (.001), (.003)	-36,350.00	-117,400.00
	<b>SUM USSGL</b>				<b>-36,350.00</b>	<b>-117,400.00</b>
590000	OTHER REVENUE - EXCHANGE	TFMA59000800	COST RECOVERIES (.004)	-241,100.99	-1,521,968.19	
<b>SUM USSGL</b>				<b>-241,100.99</b>	<b>-1,521,968.19</b>	
<b>TOTAL</b>					<b>-65,241,256.69</b>	<b>-217,665,138.52</b>
<b>EXPENSES</b>	576500	NONEXPENDITURE FINANCING SOURCES - TRANSFERS-OUT - OTHER	TFMA57651400	TRANSFERS TO INTERIOR	15,099,000.00	15,099,000.00
			TFMA57652100	TRANSFER TO DENALI COMMISSION	0.00	1,762,874.64
			TFMA57652700	TRANSFERS TO COAST GUARD - 70X8312	0.00	9,000,000.00
			TFMA57652800	TRANSFERS TO COAST GUARD - 70X8349	11,505,556.09	45,346,588.35
			TFMA57652900	TRANSFERS TO COAST GUARD - 70FY8314	0.00	20,500,000.00
			TFMA57654300	TRANSFERS TO EPA - FY APPROPRIATIONS	13,390,853.08	22,072,000.00
	<b>SUM USSGL</b>				<b>39,995,409.17</b>	<b>113,780,462.99</b>
610000	OPERATING EXPENSES/PROGRAM COSTS	TFMA61001200	FISCAL SERVICE - REIMBURSABLE BILLING - OS	13,750.00	68,750.00	
<b>SUM USSGL</b>				<b>13,750.00</b>	<b>68,750.00</b>	
<b>TOTAL</b>					<b>40,009,159.17</b>	<b>113,849,212.99</b>
<b>Grand Total</b>					<b>-25,232,097.52</b>	<b>-103,815,925.53</b>

**Oil Spill Liability Trust Fund**  
**Investment Related - Income Statement - Unaudited**  
**70X81850 - Oil Spill**  
**FY 2023**  
**October 1, 2022 through February 28, 2023**  
**Period Name: 2023-05**

Revenue Type	USSGL	Ussgl Description	Cost Center	Cost Center Description	Activity	Ending Balance
<b>INCOME</b>	580400	TAX REVENUE COLLECTED - EXCISE	TFMA58044200	EXCISE TAXES	-51,252,500.00	-159,245,167.00
			TFMA58046100	OIL SPILL DRAWBACK CLAIMS	6,488,786.60	37,978,772.06
	<b>SUM USSGL</b>				<b>-44,763,713.40</b>	<b>-121,266,394.94</b>
	531100	INTEREST REVENUE - INVESTMENTS - NON EXCHANGE	TFMA53110010	INTEREST ON INVESTMENTS	-19,863,427.08	-92,962,491.22
	<b>SUM USSGL</b>				<b>-19,863,427.08</b>	<b>-92,962,491.22</b>
	532000	PENALTIES AND FINES REVENUE - NON EXCHANGE	TFMA53200100	FINES & PENALTIES (.001), (.003)	-36,350.00	-117,400.00
	<b>SUM USSGL</b>				<b>-36,350.00</b>	<b>-117,400.00</b>
	590000	OTHER REVENUE - EXCHANGE	TFMA59000800	COST RECOVERIES (.004)	-241,100.99	-1,521,968.19
	<b>SUM USSGL</b>				<b>-241,100.99</b>	<b>-1,521,968.19</b>
	<b>TOTAL</b>				<b>-64,904,591.47</b>	<b>-215,868,254.35</b>
<b>EXPENSES</b>	576500	NONEXPENDITURE FINANCING SOURCES - TRANSFERS-OUT - OTHER	TFMA57651400	TRANSFERS TO INTERIOR	15,099,000.00	15,099,000.00
			TFMA57652700	TRANSFERS TO COAST GUARD - 70X8312	0.00	9,000,000.00
			TFMA57652800	TRANSFERS TO COAST GUARD - 70X8349	11,505,556.09	44,603,567.81
			TFMA57652900	TRANSFERS TO COAST GUARD - 70FY8314	0.00	20,500,000.00
			TFMA57654300	TRANSFERS TO EPA - FY APPROPRIATIONS	13,390,853.08	22,072,000.00
	<b>SUM USSGL</b>				<b>39,995,409.17</b>	<b>111,274,567.81</b>
	610000	OPERATING EXPENSES/PROGRAM COSTS	TFMA61001200	FISCAL SERVICE - REIMBURSABLE BILLING - OS	13,750.00	68,750.00
	<b>SUM USSGL</b>				<b>13,750.00</b>	<b>68,750.00</b>
<b>TOTAL</b>				<b>40,009,159.17</b>	<b>111,343,317.81</b>	
<b>Grand Total</b>				<b>-24,895,432.30</b>	<b>-104,524,936.54</b>	



**Oil Spill Liability Trust Fund**  
**Investment Related - Income Statement - Unaudited**  
**70X81851 - Denali**  
**FY 2023**  
**October 1, 2022 through February 28, 2023**  
**Period Name: 2023-05**

Revenue Type	USSGL	Ussgl Description	Cost Center	Cost Center Description	Activity	Ending Balance
INCOME	531100	INTEREST REVENUE - INVESTMENTS - NON EXCHANGE	TFMA53110010	INTEREST ON INVESTMENTS	-273,405.16	-1,465,742.09
	SUM USSGL				-273,405.16	-1,465,742.09
TOTAL					-273,405.16	-1,465,742.09
EXPENSES	576500	NONEXPENDITURE FINANCING SOURCES - TRANSFERS-OUT - OTHER	TFMA57652100	TRANSFER TO DENALI COMMISSION	0.00	1,762,874.64
	SUM USSGL				0.00	1,762,874.64
TOTAL					0.00	1,762,874.64
Grand Total					-273,405.16	297,132.55

**Oil Spill Liability Trust Fund**  
**Investment Related - Income Statement - Unaudited**  
**70X81852 - OSRI**  
**FY 2023**  
**October 1, 2022 through February 28, 2023**  
**Period Name: 2023-05**

Revenue Type	USSGL	Ussgl Description	Cost Center	Cost Center Description	Activity	Ending Balance
INCOME	531100	INTEREST REVENUE - INVESTMENTS - NON EXCHANGE	TFMA53110010	INTEREST ON INVESTMENTS	-63,260.06	-331,142.08
	SUM USSGL				-63,260.06	-331,142.08
TOTAL					-63,260.06	-331,142.08
EXPENSES	576500	NONEXPENDITURE FINANCING SOURCES - TRANSFERS-OUT - OTHER	TFMA57652800	TRANSFERS TO COAST GUARD - 70X8349	0.00	743,020.54
	SUM USSGL				0.00	743,020.54
TOTAL					0.00	743,020.54
Grand Total					-63,260.06	411,878.46

**Oil Spill Liability Trust Fund**  
**Monthly Transaction Activity**  
**70X8185 - Combined**  
**FY 2023**  
**February 2023**  
**Period Name: 2023-05**

TRANSACTION CODE	DESCRIPTION	MANDATORY/DISCRETIONARY	BFY	PERIOD	POSTED DATE	AMOUNT
TFMA53200100	FINES & PENALTIES (.001), (.003)	DN	2023	2023-05	02/03/2023	-5,700.00
TFMA53200100	FINES & PENALTIES (.001), (.003)	DN	2023	2023-05	02/10/2023	-4,600.00
TFMA53200100	FINES & PENALTIES (.001), (.003)	DN	2023	2023-05	02/17/2023	-22,200.00
TFMA53200100	FINES & PENALTIES (.001), (.003)	DN	2023	2023-05	02/24/2023	-350.00
TFMA53200100	FINES & PENALTIES (.001), (.003)	DN	2023	2023-05	03/02/2023	-3,500.00
TFMA53200100	FINES & PENALTIES (.001), (.003)	<b>Subtotal</b>				<b>-36,350.00</b>
<b>Total</b>						<b>-36,350.00</b>
TFMA57651400	TRANSFERS TO INTERIOR	DN	2023	2023-05	02/09/2023	15,099,000.00
TFMA57651400	TRANSFERS TO INTERIOR	<b>Subtotal</b>				<b>15,099,000.00</b>
<b>Total</b>						<b>15,099,000.00</b>
TFMA57652800	TRANSFERS TO COAST GUARD - 70X8349	DN	2023	2023-05	02/03/2023	112,757.55
TFMA57652800	TRANSFERS TO COAST GUARD - 70X8349	DN	2023	2023-05	02/10/2023	1,051,403.80
TFMA57652800	TRANSFERS TO COAST GUARD - 70X8349	DN	2023	2023-05	02/17/2023	101,641.30
TFMA57652800	TRANSFERS TO COAST GUARD - 70X8349	DN	2023	2023-05	02/24/2023	81,029.08
TFMA57652800	TRANSFERS TO COAST GUARD - 70X8349	DN	2023	2023-05	03/02/2023	10,158,724.36
TFMA57652800	TRANSFERS TO COAST GUARD - 70X8349	<b>Subtotal</b>				<b>11,505,556.09</b>
<b>Total</b>						<b>11,505,556.09</b>
TFMA57652900	TRANSFERS TO COAST GUARD - 70FY8314	DB	2022	2023-05	03/06/2023	20,500,000.00
TFMA57652900	TRANSFERS TO COAST GUARD - 70FY8314	<b>Subtotal</b>				<b>20,500,000.00</b>
TFMA57652900	TRANSFERS TO COAST GUARD - 70FY8314	DN	2023	2023-05	03/06/2023	-500,000.00
TFMA57652900	TRANSFERS TO COAST GUARD - 70FY8314	DN	2023	2023-05	03/06/2023	-20,000,000.00
TFMA57652900	TRANSFERS TO COAST GUARD - 70FY8314	<b>Subtotal</b>				<b>-20,500,000.00</b>
<b>Total</b>						<b>0.00</b>
TFMA57654300	TRANSFERS TO EPA - FY APPROPRIATIONS	DN	2023	2023-05	03/02/2023	13,390,853.08
TFMA57654300	TRANSFERS TO EPA - FY APPROPRIATIONS	<b>Subtotal</b>				<b>13,390,853.08</b>
<b>Total</b>						<b>13,390,853.08</b>
TFMA58044200	EXCISE TAXES	DN	2023	2023-05	02/08/2023	-25,274,000.00
TFMA58044200	EXCISE TAXES	DN	2023	2023-05	02/10/2023	3,009,500.00
TFMA58044200	EXCISE TAXES	DN	2023	2023-05	02/24/2023	-28,988,000.00
TFMA58044200	EXCISE TAXES	<b>Subtotal</b>				<b>-51,252,500.00</b>
<b>Total</b>						<b>-51,252,500.00</b>
TFMA58046100	OIL SPILL DRAWBACK CLAIMS	DN	2023	2023-05	03/03/2023	6,488,786.60
TFMA58046100	OIL SPILL DRAWBACK CLAIMS	<b>Subtotal</b>				<b>6,488,786.60</b>
<b>Total</b>						<b>6,488,786.60</b>
TFMA59000800	COST RECOVERIES (.004)	DN	2023	2023-05	02/03/2023	-1,857.46
TFMA59000800	COST RECOVERIES (.004)	DN	2023	2023-05	02/10/2023	-107,332.00
TFMA59000800	COST RECOVERIES (.004)	DN	2023	2023-05	02/17/2023	-46,530.47
TFMA59000800	COST RECOVERIES (.004)	DN	2023	2023-05	02/24/2023	-85,381.06
TFMA59000800	COST RECOVERIES (.004)	<b>Subtotal</b>				<b>-241,100.99</b>
<b>Total</b>						<b>-241,100.99</b>
TFMA61001200	FISCAL SERVICE - REIMBURSABLE BILLING - OS	DN	2023	2023-05	02/27/2023	13,750.00
TFMA61001200	FISCAL SERVICE - REIMBURSABLE BILLING - OS	<b>Subtotal</b>				<b>13,750.00</b>
<b>Total</b>						<b>13,750.00</b>
<b>Grand Total</b>						<b>-5,032,005.22</b>

**Oil Spill Liability Trust Fund**  
**Monthly Transaction Activity**  
**70X81850 - Oil Spill**  
**FY 2023**  
**February 2023**  
**Period Name: 2023-05**

TRANSACTION CODE	DESCRIPTION	MANDATORY/DISCRETIONARY	BFY	PERIOD	POSTED DATE	AMOUNT
TFMA53200100	FINES & PENALTIES (.001), (.003)	DN	2023	2023-05	02/03/2023	-5,700.00
TFMA53200100	FINES & PENALTIES (.001), (.003)	DN	2023	2023-05	02/10/2023	-4,600.00
TFMA53200100	FINES & PENALTIES (.001), (.003)	DN	2023	2023-05	02/17/2023	-22,200.00
TFMA53200100	FINES & PENALTIES (.001), (.003)	DN	2023	2023-05	02/24/2023	-350.00
TFMA53200100	FINES & PENALTIES (.001), (.003)	DN	2023	2023-05	03/02/2023	-3,500.00
TFMA53200100	FINES & PENALTIES (.001), (.003)	<b>Subtotal</b>				<b>-36,350.00</b>
<b>Total</b>						<b>-36,350.00</b>
TFMA57651400	TRANSFERS TO INTERIOR	DN	2023	2023-05	02/09/2023	15,099,000.00
TFMA57651400	TRANSFERS TO INTERIOR	<b>Subtotal</b>				<b>15,099,000.00</b>
<b>Total</b>						<b>15,099,000.00</b>
TFMA57652800	TRANSFERS TO COAST GUARD - 70X8349	DN	2023	2023-05	02/03/2023	112,757.55
TFMA57652800	TRANSFERS TO COAST GUARD - 70X8349	DN	2023	2023-05	02/10/2023	1,051,403.80
TFMA57652800	TRANSFERS TO COAST GUARD - 70X8349	DN	2023	2023-05	02/17/2023	101,641.30
TFMA57652800	TRANSFERS TO COAST GUARD - 70X8349	DN	2023	2023-05	02/24/2023	81,029.08
TFMA57652800	TRANSFERS TO COAST GUARD - 70X8349	DN	2023	2023-05	03/02/2023	10,158,724.36
TFMA57652800	TRANSFERS TO COAST GUARD - 70X8349	<b>Subtotal</b>				<b>11,505,556.09</b>
<b>Total</b>						<b>11,505,556.09</b>
TFMA57652900	TRANSFERS TO COAST GUARD - 70FY8314	DB	2022	2023-05	03/06/2023	20,500,000.00
TFMA57652900	TRANSFERS TO COAST GUARD - 70FY8314	<b>Subtotal</b>				<b>20,500,000.00</b>
TFMA57652900	TRANSFERS TO COAST GUARD - 70FY8314	DN	2023	2023-05	03/06/2023	-500,000.00
TFMA57652900	TRANSFERS TO COAST GUARD - 70FY8314	DN	2023	2023-05	03/06/2023	-20,000,000.00
TFMA57652900	TRANSFERS TO COAST GUARD - 70FY8314	<b>Subtotal</b>				<b>-20,500,000.00</b>
<b>Total</b>						<b>0.00</b>
TFMA57654300	TRANSFERS TO EPA - FY APPROPRIATIONS	DN	2023	2023-05	03/02/2023	13,390,853.08
TFMA57654300	TRANSFERS TO EPA - FY APPROPRIATIONS	<b>Subtotal</b>				<b>13,390,853.08</b>
<b>Total</b>						<b>13,390,853.08</b>
TFMA58044200	EXCISE TAXES	DN	2023	2023-05	02/08/2023	-25,274,000.00
TFMA58044200	EXCISE TAXES	DN	2023	2023-05	02/10/2023	3,009,500.00
TFMA58044200	EXCISE TAXES	DN	2023	2023-05	02/24/2023	-28,988,000.00
TFMA58044200	EXCISE TAXES	<b>Subtotal</b>				<b>-51,252,500.00</b>
<b>Total</b>						<b>-51,252,500.00</b>
TFMA58046100	OIL SPILL DRAWBACK CLAIMS	DN	2023	2023-05	03/03/2023	6,488,786.60
TFMA58046100	OIL SPILL DRAWBACK CLAIMS	<b>Subtotal</b>				<b>6,488,786.60</b>
<b>Total</b>						<b>6,488,786.60</b>
TFMA59000800	COST RECOVERIES (.004)	DN	2023	2023-05	02/03/2023	-1,857.46
TFMA59000800	COST RECOVERIES (.004)	DN	2023	2023-05	02/10/2023	-107,332.00
TFMA59000800	COST RECOVERIES (.004)	DN	2023	2023-05	02/17/2023	-46,530.47
TFMA59000800	COST RECOVERIES (.004)	DN	2023	2023-05	02/24/2023	-85,381.06
TFMA59000800	COST RECOVERIES (.004)	<b>Subtotal</b>				<b>-241,100.99</b>
<b>Total</b>						<b>-241,100.99</b>
TFMA61001200	FISCAL SERVICE - REIMBURSABLE BILLING - OS	DN	2023	2023-05	02/27/2023	13,750.00
TFMA61001200	FISCAL SERVICE - REIMBURSABLE BILLING - OS	<b>Subtotal</b>				<b>13,750.00</b>
<b>Total</b>						<b>13,750.00</b>
<b>Grand Total</b>						<b>-5,032,005.22</b>

Oil Spill Liability Trust Fund  
Monthly Transaction Activity  
70X81851 - Denali  
FY 2023  
February 2023  
Period Name: 2023-05

TRANSACTION CODE	DESCRIPTION	MANDATORY/DISCRETIONARY	BFY	PERIOD	POSTED DATE	AMOUNT

Oil Spill Liability Trust Fund  
Monthly Transaction Activity  
70X81852 - OSRI  
FY 2023  
February 2023  
Period Name: 2023-05

TRANSACTION CODE	DESCRIPTION	MANDATORY/DISCRETIONARY	BFY	PERIOD	POSTED DATE	AMOUNT

# Oil Spill Liability Trust Fund

70X8185

February 2023

## Footnotes

### (1) Summary of Significant Accounting Policies

#### (a) Reporting Entity

The accompanying Balance Sheet of the Oil Spill Liability Trust Fund and related Income Statement pertain to the aspects of the Oil Spill Liability Trust Fund that is serviced by the Funds Management Branch (FMB) of the Bureau of the Fiscal Service (Fiscal Service) of the U.S. Department of the Treasury (Treasury). The Oil Spill Liability Trust Fund was created by legislation enacted by the U.S. Congress.

FMB acts as a service organization which processes receipts, disbursements, and transfers related to the Oil Spill Liability Trust Fund based upon information received and recorded by FMB from Treasury's Office of Tax Analysis (OTA) and the Internal Revenue Service (IRS), and the program agency responsible for the trust fund activity, Treasury's Bureau of the Fiscal Service (Fiscal Service), and other Treasury bureaus. As part of its functions, Fiscal Service also manages the investments, maintains related accounting records and supporting documentation, and reports financial activity. The financial activity reported in the accompanying Balance Sheet and Income Statement is limited to the activities performed by FMB.

The program agency is responsible for administering, regulating, and monitoring the program activities funded by the trust fund. The program agency makes all decisions regarding dispositions from the trust funds. As such, the Balance Sheet and Income Statement do not include information regarding the ultimate disposition of amounts transferred from the trust fund to the program agency.

The program agency is responsible for reporting on the financial position of the trust fund. As such, the financial position of the trust fund in the program agency's records may differ from what has been illustrated in the accompanying Balance Sheet and Income Statement.

#### (b) Basis of Presentation

The Balance Sheet and Income Statement have been prepared to report the assets and liabilities of the trust funds under the function performed by FMB, and the related activity, in accordance with the measurement and criteria discussed below.

#### (c) Basis of Accounting

The Investments on the Balance Sheet, and Interest Revenue on Investments reported on the Income Statement, are reported using the accrual basis of accounting. All other accounts and activity reported on the Balance Sheet, and Income Statement, are reported on the cash basis.

#### (d) Fund Balance with Treasury

The Trust Fund does not maintain cash in commercial bank accounts. Treasury processes cash receipts and disbursements. Fund Balance with Treasury represents net revenue, disposition of revenue, and investment activity. Fund balance with Treasury is reported based on the balance reported by the Fiscal Service's Government-wide Accounting and Reporting Modernization Project (GWA) Account Statement and reconciling transactions identified and recorded by FMB.

#### (e) Interest Receivables

Interest receivables are calculated and reported by FMB based on the investment terms received and recorded by FMB from Fiscal Service's Federal Investments & Borrowings Branch (FIBB) in the investment confirmations and monthly statements of account.

#### (f) Investments

Pursuant to authorizing legislation, the Secretary of the Treasury shall invest, at the direction of the program agencies, such portion of the trust fund balances as is not, in the judgment of the program agencies, necessary to meet current withdrawals. Such investments shall be in non-marketable par value or non-marketable market-based securities as authorized by legislation. Par value securities are special issue bonds or certificates of indebtedness that bear interest determined by legislation or the Treasury. Market-based securities are Treasury securities that are not traded on any securities exchange, but mirror the prices of marketable securities with similar terms. Both par value and market-based securities are issued and redeemed by FIBB.

FMB follows Treasury fiscal investment policy guidelines. FMB determines the term of the securities purchased based on direction provided by the program agency. The securities are acquired and held in the name of the Secretary of the Treasury for the trust fund. The interest on and proceeds from the sale or redemption of any security held for the trust fund is credited to the trust fund. Investments are selected for liquidation based on the following order: earliest maturity date, lowest prevailing interest rate, and first security in first security out.

Investments are calculated and reported at net cost based on the cost and premium/discount amounts reported to FMB in the investment confirmations and monthly statements of account received from FIBB.

Link to Fiscal Service's Federal Investment Branch Investment Statement of Account: FIBB Investment Account Statement

[FIB Investment Account Statement](#)

#### (g) Equity

Equity is calculated and reported by FMB based on the assets of the trust fund. Equity is calculated as the difference between Total Assets and Total Liabilities.

#### (h) Interest Revenue

Interest revenue is reported based on the amounts received and recorded by FMB from FIB in the monthly statements of account and accrued interest and amortization calculated by FMB. Amortization of any premiums and discounts on investments is calculated and reported by FMB based on the investment terms reported to FMB by FIBB using the straight-line method for investments with a term equal to or less than one year and using the level yield method which approximates the interest method for investments with a term of greater than one year.

# Oil Spill Liability Trust Fund

## 70X8185

### February 2023

### Footnotes

As stated above in (c) Basis of Accounting, the Investments on the Balance Sheet and Interest Revenue on Investments reported on the Income Statement are reported using the accrual basis of accounting. The following amounts represent cash basis interest earnings for the current month and the current fiscal year to date.

	<u>Current Month</u>	<u>Fiscal Year-to-Date</u>
70X8185	\$21,438,135.41	\$81,030,564.63
70X81851	\$0.00	\$1,875,768.85
70X81852	\$0.00	\$282,860.08
	\$21,438,135.41	\$83,189,193.56

*(i) Revenues*

Pursuant to authorizing legislation, revenue activity recorded in the trust funds consists primarily of interest, penalties, fines, administrative fees, transfers in from program agencies, tax revenues, tax adjustments, tax refunds, premiums, cost recoveries, and other income, which are transferred from the General Fund of the Treasury or from program agencies to the Trust Funds.

Penalties, fines, administrative fees, transfers in from program agencies, premiums, cost recoveries, and other income are reported based on the amounts received and recorded by FMB from Fiscal Service and the program agencies responsible for the respective trust fund activity.

Tax revenues, tax adjustments, and tax refunds are reported based on the amounts received and recorded by FMB from the OTA, IRS, Fiscal Service, and/or U.S. Customs and Border Protection. OTA estimates the tax revenues each month based on projected tax receipts and provides the estimates to Fiscal Service. Fiscal Service transfers the amount of estimated taxes to the trust fund accounts. The IRS or program agencies generally certify the tax revenues within two quarters after the taxes are estimated (i.e., 1st quarter estimate is certified in the 3rd quarter) and provide this certification to Fiscal Service. Fiscal Service calculates the tax adjustment as the difference between the taxes estimated by OTA and taxes certified by the IRS/program agencies and adjusts the trust fund accounts accordingly. Fiscal Service reports the tax adjustments to FMB. As a result of the timing of the certifications, the Income Statement includes certified tax revenues (i.e. actual tax revenues) for the first three quarters of the fiscal year and estimated tax revenues for the last quarter of the fiscal year.

*(j) Transfers to Program Agencies*

Dispositions from the Trust Fund are made in accordance with the authorizing legislation to the program agency, which is responsible for the ultimate disposition of such funds, to cover program administration and related costs as defined by law. Transfers to program agencies are calculated and reported based on the disbursement request amounts received and recorded by FMB from the program agency responsible for the respective trust fund activity and the disbursement amounts returned and recorded by FMB from the program agencies responsible for the respective trust fund activity.

*(k) Reimbursements to Treasury Bureaus and the General Fund (Operating Expenses/Program Costs)*

In the case of the Oil Spill Liability Trust Fund, Fiscal Service is authorized by law to receive direct reimbursement from the trust funds for certain administrative expenses (operating expenses/program costs). Also, the Secretary of the Treasury is directed by law to charge trust funds to reimburse the General Fund for administrative expenses incurred by other Treasury bureaus in performing activities related to administering the trust funds. These reimbursement amounts are determined by Treasury based on its assessment of the estimated cost of the services provided. Reimbursements to Treasury bureaus and the General Fund are reported based on the disbursement request amounts received and recorded by FMB from various Treasury bureaus, including the Fiscal Service.

**(2) Related Parties**

FMB, on behalf of the Secretary of the Treasury, compiles amounts deposited into the trust fund, invests receipts in Treasury securities, redeems securities and transfers funds to the program agency, maintains accounting records for receipts and disbursements of the trust fund, and reports trust fund financial activity to the program agencies and other interested parties. The program agency, OTA, IRS, and/or Fiscal Service determine the amounts to be deposited in the trust fund. The program agency determines the disposition of the trust fund balances.