

Treasury Report on Receivables and Debt Collection Activities

Reporting Entity Code:A-20-04-9000

Fiscal Year: 2009

Quarter: 2nd

Type of Receivable: _____

Defaulted Guaranteed Loans: _____

Administrative: XX

Part I - Status of Receivables		
	Number	Dollars
Section A Receivables and Collections		
(1) Beginning FY Balance	2,871	4,869,380
(2) New Receivables (+)	11,188	\$ 129,021,517
(3) Accruals (+)		\$ 195,584
(4) Collections on Receivables (-)		\$ 129,403,304
(A) At Agency		\$ 129,149,005
(B) At Third Party		\$ -
(C) Asset Sales		\$ -
(D) Collections by Treasury through Offset and Cross-Servicing (-)		\$ 254,299
(E) Collections by Sale After Foreclosure (-)		\$ -
(F) Collections by Department of Justice (-)		\$ -
(G) Other - must footnote (-)		\$ -
(5) Adjustments (+ or -)	649	\$ 145,864
(A) Reclassified/Adjusted Amounts (+ or -)		\$ -
(B) Adjustments Due to Sale of Assets (+ or -)		\$ -
(C) Consolidations (+ or -)		\$ -
(D) Foreclosure Adjustments (+ or -)		\$ -
(E) Written-Off Debts Reinstated for Collections (+)		\$ 145,864
(6) Amounts Written Off (-)	611	\$ 531,372
(A) Currently not Collectible (-)	458	\$ 470,089
(B) Written off and Closed Out (-)	153	\$ 61,283
(7) Ending Balance	2,415	\$ 4,297,668
Section B Additional Receivables Data (Information Only)		
(1) Subsets of Ending Balance		
(A) Foreign/Sovereign Government (+)	0	\$ -
(B) State and Local Government (+)	0	\$ -
(C) Rescheduled Debt - Delinquent (+)	93	\$ 206,624
(D) Rescheduled Debt - Non-Delinquent (+)	218	\$ 955,922
(E) Interest & Late Charges (+)		\$ 63,298
Section C Delinquent Debt (Excluding CNC Debt)		
(1) Delinquencies by Age		
(A) 1-90 Days (+)		\$ 675,326
(B) 91-180 Days (+)		\$ 197,391
(C) 181-365 Days (+)		\$ 338,733
(D) 1-2 Years (+)		\$ -
(E) 2-6 Years (+)		\$ -
(F) 6-10 Years		\$ -
(G) Over 10 Years (+)		\$ -
(H) Total Delinquencies by Age		\$ 1,211,450
(2) Delinquencies by Category	0	\$ -
(A) Commercial (+)	0	\$ -
(B) Consumer (+)	1,450	\$ 1,211,450
(C) Foreign/Sovereign Government (+)	0	\$ -
(D) State and Local Government (+)	0	\$ -
(E) Total Delinquencies by Category	1,450	\$ 1,211,450

Treasury Report on Receivables and Debt Collection Activities

Part II - Debt Management Tool and Technique Performance Data		
	Number	Dollars
Section A Delinquent Debt 180 Days or Less		
(1) Total Delinquencies 1-180 Days		
(A) In Bankruptcy (+)	1	\$ 1,768
(B) In Forbearance or In Formal Appeals Process (+)	2	\$ 542
(C) In Foreclosure (+)	0	\$ -
(D) At Private Collection Agencies (+)	0	\$ -
(E) In Litigation (At DOJ or Agency Counsel) (+)	0	\$ -
(F) In the Process of Internal Offset (+)	2	\$ 19,702
(G) In Wage Garnishment (+)	0	\$ -
(H) At Treasury for Cross-Servicing (+)	34	\$ 43,495
(I) At Treasury for Offset (+)	0	\$ -
(J) At Agency (+)	999	\$ 807,210
(K) Other - must footnote (+)	0	\$ -
(L) Total Delinquencies 1-180 Days		\$ 872,717
Section B Delinquent Debt (Over 180 Days Delinquent) Eligible for Referral to Treasury for Offset and Cross-Servicing		
(1) Debt Eligible for Referral to Treasury for Collection		
(A) Delinquent Debt Over 180 Days (+)		\$ 338,733
(B) Currently Not Collectible Debts (+)		\$ 3,799,898
(C) Total Delinquent Debt Over 180 Days and CNC Debts		\$ 4,138,631
Debts Ineligible for Treasury Offset Program (TOP) and Cross-Servicing (lines D through G)		
(D) In Bankruptcy (-)	1	\$ 1,153
(E) In Forbearance or Formal Appeals Process (including Litigation) (-)	2	\$ 20,146
(F) In Foreclosure (-)	0	\$ -
(G) Other - must footnote (+ or -)	0	\$ -
(H) Balance of Debt Eligible for Referral to Treasury for Collection	2,536	\$ 4,117,332
(2) Debt Eligible for Referral to Treasury Offset Program		
(A) Debt Eligible for Referral to Treasury for Collection (from 1H)	2,536	\$ 4,117,332
(B) Foreign/Sovereign Debt (-)	0	\$ -
(C) Debt in Litigation for Enforced Collection (-)	0	\$ -
(D) Other - must footnote (+ or -)	0	\$ -
(E) Debt Required to be Referred to Treasury Offset Program by Agency	2,536	\$ 4,117,332
(F) Debt Referred to Treasury Offset Program (-)	0	\$ -
(G) Debt Referred to Treasury Offset Program through Cross Servicing (-)	2,436	\$ 3,955,502
(H) Balance Remaining to be Referred	100	\$ 161,830
(3) Debt Eligible for Referral to Treasury or a Designated Debt Collection Center for Cross-Servicing		
(A) Debt Eligible for Referral to Treasury for Collection (from 1H)	2,536	\$ 4,117,332
(B) Foreign/Sovereign Debt (-)	0	\$ -
(C) Debt in Litigation for Enforced Collection (-)	0	\$ -
(D) At Private Collection Agency (-)	0	\$ -
(E) In the Process of Internal Offset (-)	0	\$ -
(F) Debt Exempted by Treasury from Cross-Servicing (-)	0	\$ -
(G) Debt Returned from Cross Servicing (-)	0	\$ -
(H) Other - must footnote (+ or -)	0	\$ -
(I) Debt Required To Be Referred To Treasury for a Designated Debt Collection Cent for Cross-Servicing	2,536	\$ 4,117,332
(J) Debt Referred to Treasury or a Designated Debt Collection Center for Cross-Servicing (-)	2,451	\$ 4,037,656
(K) Balance Remaining to be Referred <u>1/</u>	85	\$ 79,676

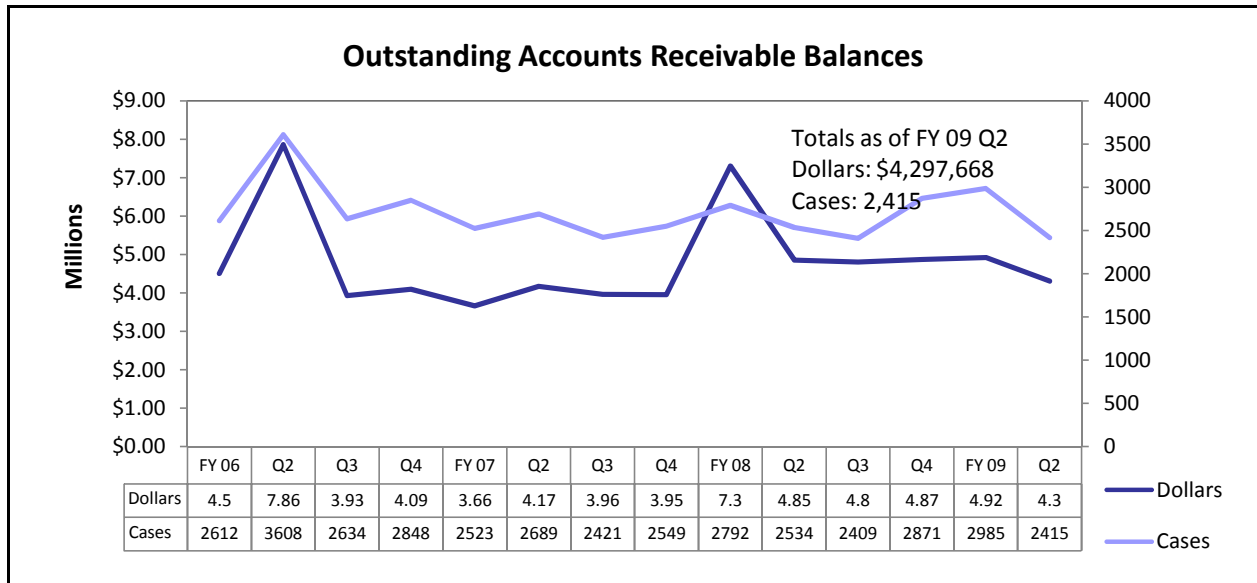
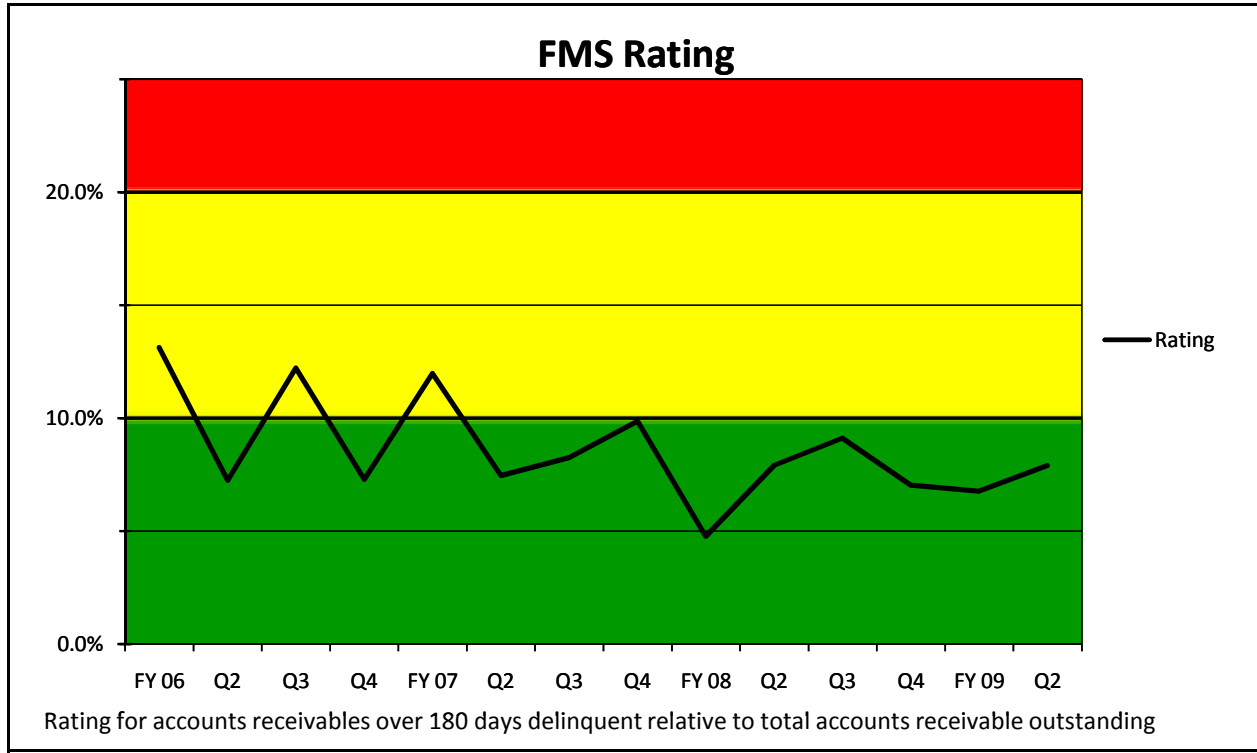
Section C Collections on Delinquent Debt		
(1) Collections on Delinquent Debt		
(A) By Private Collection Agencies (+)	0	\$ -
(B) By Litigation (+)	0	\$ -
(C) By Internal Offset (+)	1	\$ 215
(D) By Third Party (+)	0	\$ -
(E) By Asset Sales (+)	0	\$ -
(F) By Wage Garnishment (+)	0	\$ -
(G) By Treasury/Designated Debt Collection Center Cross-Servicing (+)	746	\$ 174,330
(H) By Treasury for Offset (+)	0	\$ -
(I) By Agency (+)	2,196	\$ 1,340,549
(J) Other - must footnote (+)	0	\$ -
(K) Total Collections on Delinquent Debt		\$ 1,515,094
Section D CNC Debt Status		
(1) Currently Not Collectible Debts (Written Off and Not Closed Out)		
(A) At Private Collection Agencies (+)	0	\$ -
(B) At Treasury or a Designated Debt Collection Center for Cross Servicing (+)	2,127	\$ 3,799,898
(C) At Treasury for Offset (+)	0	\$ -
(D) Other - must footnote (+)	0	\$ -
(E) Total-Currently Not Collectible Debts (1A thry 1D not mutually exclusive)	2,127	\$ 3,799,898
(2) CNC Debts Closed Out During the Current FY (+)	153	\$ 61,283
Section E Disposition of Closed-Out Debts		
(1) Debts Closed Out During the Previous Calendar Year (CNC and Non-CNC Debts) (+)	590	\$ 559,994
(A) Reported to IRS on Form 1099-C (+)	66	\$ 244,502
(B) At Not Reported to IRS on Form 1099-C - (must footnote) (1-1A) <u>2/</u>	524	\$ 315,492

Treasury Report on Receivables and Debt Collection Activities

Part III - Footnotes	
<p>1. In process of being referred. Will be sent when due process per DCIA is completed.</p> <p>2. Accounts do not meet IRS requirements to issue a 1099-C.</p>	
Agency Contact Information	
Preparer's Name: <u>Kimberley Kiser Krupinski</u> Preparer's Facsimile No.: <u>304-480-7960</u> Supervisor's Name: <u>Sherlyn West</u> Address: <u>200 3rd Street, PO Box 2188</u> City: <u>Parkersburg</u> State: <u>WV</u>	Telephone Number: <u>(304) 480-6278</u> E-Mail Address: <u>Kimberley.Krupinski@bpd.treas.gov</u> Telephone Number: <u>304-480-6409</u> E-Mail Address: <u>Sherry.West@bpd.treas.gov</u> Zip Code: <u>26106</u>

Bureau of the Public Debt Accounts Receivable Analysis

As of March 31, 2009



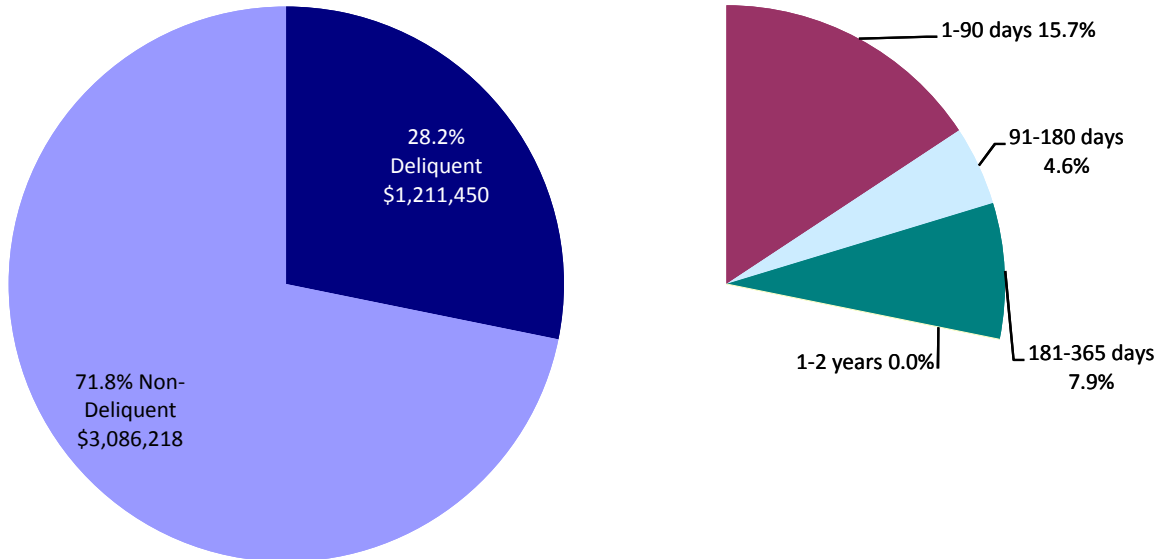
FY 08 Q1 TreasuryDirect had receivables established on the last business day of the first quarter of FY 2008 in the amount of \$2.8 million because of ACH returns. These receivables were collected two days after the end of the quarter.

FY 06 Q2 Legacy TD had a receivable established on the last business day of FY 06 Q2 in the amount of \$1.5 million, which affected the ending balance. The receivable was reversed on the first business day of the FY 06 Q3. A new transaction code and procedure have been established to eliminate this type of receivable.

Bureau of the Public Debt Accounts Receivable Analysis

As of March 31, 2009

Delinquency Rate by Dollar

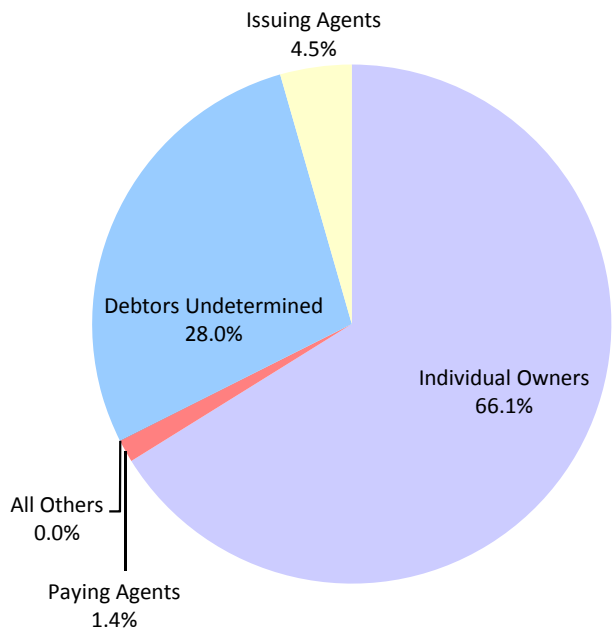


Delinquent cases are those that have been outstanding for more than 30 days.

The average dollar value of delinquent cases is \$835.

The average dollar value of outstanding cases is \$1,780.

Outstanding Balance by Debtor Type



Four Largest Cases

\$405,917 - Estate Resolution Pending
\$387,038 - Secret Service Investigating
\$235,951 - Debtor Making Payments
\$139,660 - Secret Service Investigating

The Individual Owners represent 66.1% of the total dollars outstanding and 92.2% of the outstanding cases.