

Values for U.S. Savings Bonds

If Cashed December 2009 through May 2010

How to find what your bond is worth and the interest it has earned

Finding the value for a \$50 bond or note

- 1) Find the date your bond was issued under one of the *A bond issued in...* columns.
- 2) Read across the row to see what your bond is worth in each month from December 2009 through May 2010.

Finding the value for other denominations

- 1) Find the date your bond was issued under one of the *A bond issued in...* columns.
- 2) Read across the row to see what a \$50 bond or note is worth in each month from December 2009 through May 2010.
- 3) Multiply these values by the multiplier for your bond. Use the Multiplier Chart to find your bond's multiplier:

Finding interest earned for a \$50 bond or note

- 1) Find what your bond is worth. (See "How to find what your bond is worth" above).
- 2) Subtract your bond's issue price. Use the Issue Price chart to find your bond's issue price.

Finding interest earned for other denominations

- 1) Find the interest earned for a \$50 bond or note that was issued on the same date as your bond.
- 2) Multiply this amount by the multiplier for your bond. Use the Multiplier Chart to find your bond's multiplier.

Multiplier Chart


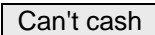
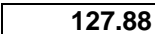
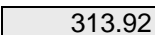
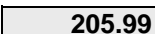
If your bond denomination is...	Multiply the values in the chart by...
\$10	0.2
\$25	0.5
\$75	1.5
\$100	2
\$200	4
\$500	10
\$1,000	20
\$5,000	100
\$10,000	200

Issue Price

If your bond's series is...	Its issue price is...
I	\$50.00
EE	\$25.00
E	\$37.50
Savings Note	\$40.50

How to find other information "at a glance"

Here's how we use shading and bold type to show you additional information about your bonds

-  A shaded, empty block tells you we did not issue any bonds in that month.
-  "Can't cash" tells you that a bond is less than one year old; you can't cash a bond in its first year.
-  Bold type shows you the month(s) that a bond goes up in value.
-  A shaded block with a value tells you that a bond recently stopped earning interest.
-  A shaded block with a bold value shows you the month that a bond earns interest for the last time.

Values for \$50 Series I Savings Bonds

A \$50 Series I bond issued in...		Is worth this amount if you cash it in...					
		Dec 2009	Jan 2010	Feb 2010	Mar 2010	Apr 2010	May 2010
2 0 1 0	December						
	November						
	October						
	September						
	August						
	July						
	June						
	May						Can't cash
	April					Can't cash	Can't cash
	March				Can't cash	Can't cash	Can't cash
2 0 0 9	February			Can't cash	Can't cash	Can't cash	Can't cash
	January		Can't cash	Can't cash	Can't cash	Can't cash	Can't cash
	December	Can't cash	Can't cash	Can't cash	Can't cash	Can't cash	Can't cash
	November	Can't cash	Can't cash	Can't cash	Can't cash	Can't cash	Can't cash
	October	Can't cash	Can't cash	Can't cash	Can't cash	Can't cash	Can't cash
	September	Can't cash	Can't cash	Can't cash	Can't cash	Can't cash	Can't cash
	August	Can't cash	Can't cash	Can't cash	Can't cash	Can't cash	Can't cash
	July	Can't cash	Can't cash	Can't cash	Can't cash	Can't cash	Can't cash
	June	Can't cash	Can't cash	Can't cash	Can't cash	Can't cash	Can't cash
	May	Can't cash	Can't cash	Can't cash	Can't cash	Can't cash	50.40
2 0 0 8	April	Can't cash	Can't cash	Can't cash	Can't cash	51.42	51.42
	March	Can't cash	Can't cash	Can't cash	51.42	51.42	51.42
	February	Can't cash	Can't cash	51.42	51.42	51.42	51.42
	January	Can't cash	51.42	51.42	51.42	51.42	51.58
	December	51.42	51.42	51.42	51.42	51.58	51.74
	November	51.42	51.42	51.42	51.58	51.74	51.90
	October	52.26	52.48	52.48	52.48	52.48	52.48
	September	52.48	52.48	52.48	52.48	52.48	52.48
	August	52.48	52.48	52.48	52.48	52.48	52.48
	July	52.48	52.48	52.48	52.48	52.48	52.62
June	52.48	52.48	52.48	52.48	52.62	52.74	
May	52.48	52.48	52.48	52.62	52.74	52.88	
April	53.98	54.26	54.26	54.26	54.26	54.26	
March	54.26	54.26	54.26	54.26	54.26	54.26	
February	54.26	54.26	54.26	54.26	54.26	54.26	
January	54.26	54.26	54.26	54.26	54.26	54.46	

A \$50 Series I bond issued in...		Is worth this amount if you cash it in...					
		Dec 2009	Jan 2010	Feb 2010	Mar 2010	Apr 2010	May 2010
2 0 7	December	54.26	54.26	54.26	54.26	54.46	54.64
	November	54.26	54.26	54.26	54.46	54.64	54.84
	October	55.06	55.34	55.34	55.34	55.34	55.34
	September	55.34	55.34	55.34	55.34	55.34	55.34
	August	55.34	55.34	55.34	55.34	55.34	55.34
	July	55.34	55.34	55.34	55.34	55.34	55.54
	June	55.34	55.34	55.34	55.34	55.54	55.74
	May	55.34	55.34	55.34	55.54	55.74	55.94
	April	56.42	56.70	56.70	56.70	56.70	56.70
	March	56.70	56.70	56.70	56.70	56.70	56.70
2 0 0 6	February	56.70	56.70	56.70	56.70	56.70	56.70
	January	56.70	56.70	56.70	56.70	56.70	56.90
	December	56.70	56.70	56.70	56.70	56.90	57.12
	November	56.70	56.70	56.70	56.90	57.12	57.34
	October	57.08	57.38	57.38	57.38	57.38	57.38
	September	57.38	57.38	57.38	57.38	57.38	57.38
	August	57.38	57.38	57.38	57.38	57.38	57.38
	July	57.38	57.38	57.38	57.38	57.38	57.60
	June	57.38	57.38	57.38	57.38	57.60	57.80
	May	57.38	57.38	57.38	57.60	57.80	58.02
2 0 0 5	April	58.32	58.62	58.62	58.62	58.62	58.62
	March	58.62	58.62	58.62	58.62	58.62	58.62
	February	58.62	58.62	58.62	58.62	58.62	58.62
	January	58.62	58.62	58.62	58.62	58.62	58.82
	December	58.62	58.62	58.62	58.62	58.82	59.02
	November	58.62	58.62	58.62	58.82	59.02	59.22
	October	60.14	60.44	60.44	60.44	60.44	60.44
	September	60.44	60.44	60.44	60.44	60.44	60.44
	August	60.44	60.44	60.44	60.44	60.44	60.44
	July	60.44	60.44	60.44	60.44	60.44	60.66
June	60.44	60.44	60.44	60.44	60.66	60.86	
May	60.44	60.44	60.44	60.66	60.86	61.74	
April	60.78	61.08	61.08	61.08	61.08	61.28	
March	61.08	61.08	61.08	61.08	61.28	61.50	
February	61.08	61.08	61.08	61.28	61.50	61.70	
January	61.08	61.08	61.28	61.50	61.70	61.90	

Values for \$50 Series I Savings Bonds

A \$50 Series I bond issued in...		Is worth this amount if you cash it in...					
		Dec 2009	Jan 2010	Feb 2010	Mar 2010	Apr 2010	May 2010
2 0 0 4	December	61.08	61.28	61.50	61.70	61.90	62.12
	November	61.28	61.50	61.70	61.90	62.12	62.32
	October	62.12	62.12	62.12	62.12	62.12	62.32
	September	62.12	62.12	62.12	62.12	62.32	62.54
	August	62.12	62.12	62.12	62.32	62.54	62.76
	July	62.12	62.12	62.32	62.54	62.76	62.96
	June	62.12	62.32	62.54	62.76	62.96	63.18
	May	62.32	62.54	62.76	62.96	63.18	63.38
	April	63.08	63.08	63.08	63.08	63.08	63.30
	March	63.08	63.08	63.08	63.08	63.30	63.52
	February	63.08	63.08	63.08	63.30	63.52	63.74
	January	63.08	63.08	63.30	63.52	63.74	63.96
2 0 0 3	December	63.08	63.30	63.52	63.74	63.96	64.18
	November	63.30	63.52	63.74	63.96	64.18	64.40
	October	64.58	64.58	64.58	64.58	64.58	64.80
	September	64.58	64.58	64.58	64.58	64.80	65.02
	August	64.58	64.58	64.58	64.80	65.02	65.26
	July	64.58	64.58	64.80	65.02	65.26	65.48
	June	64.58	64.80	65.02	65.26	65.48	65.70
	May	64.80	65.02	65.26	65.48	65.70	65.92
	April	67.86	67.86	67.86	67.86	67.86	68.12
	March	67.86	67.86	67.86	67.86	68.12	68.38
	February	67.86	67.86	67.86	68.12	68.38	68.64
	January	67.86	67.86	68.12	68.38	68.64	68.92
2 0 0 2	December	67.86	68.12	68.38	68.64	68.92	69.18
	November	68.12	68.38	68.64	68.92	69.18	69.44
	October	70.52	70.52	70.52	70.52	70.52	70.82
	September	70.52	70.52	70.52	70.52	70.82	71.12
	August	70.52	70.52	70.52	70.82	71.12	71.42
	July	70.52	70.52	70.82	71.12	71.42	71.72
	June	70.52	70.82	71.12	71.42	71.72	72.02
	May	70.82	71.12	71.42	71.72	72.02	72.32
	April	72.06	72.06	72.06	72.06	72.06	72.36
	March	72.06	72.06	72.06	72.06	72.36	72.66
	February	72.06	72.06	72.06	72.36	72.66	72.98
	January	72.06	72.06	72.36	72.66	72.98	73.28

A \$50 Series I bond issued in...		Is worth this amount if you cash it in...					
		Dec 2009	Jan 2010	Feb 2010	Mar 2010	Apr 2010	May 2010
2 0 0 1	December	72.06	72.36	72.66	72.98	73.28	73.58
	November	72.36	72.66	72.98	73.28	73.58	73.90
	October	79.94	79.94	79.94	79.94	79.94	80.34
	September	79.94	79.94	79.94	79.94	80.34	80.74
	August	79.94	79.94	79.94	80.34	80.74	81.16
	July	79.94	79.94	80.34	80.74	81.16	81.56
	June	79.94	80.34	80.74	81.16	81.56	81.98
	May	80.34	80.74	81.16	81.56	81.98	82.38
	April	85.16	85.16	85.16	85.16	85.16	85.62
	March	85.16	85.16	85.16	85.16	85.62	86.08
	February	85.16	85.16	85.16	85.62	86.08	86.54
	January	85.16	85.16	85.62	86.08	86.54	87.00
2 0 0 0	December	85.16	85.62	86.08	86.54	87.00	87.46
	November	85.62	86.08	86.54	87.00	87.46	87.94
	October	89.84	89.84	89.84	89.84	89.84	90.34
	September	89.84	89.84	89.84	89.84	90.34	90.84
	August	89.84	89.84	89.84	90.34	90.84	91.34
	July	89.84	89.84	90.34	90.84	91.34	91.84
	June	89.84	90.34	90.84	91.34	91.84	92.34
	May	90.34	90.84	91.34	91.84	92.34	92.86
	April	91.34	91.34	91.34	91.34	91.34	91.82
	March	91.34	91.34	91.34	91.34	91.82	92.32
	February	91.34	91.34	91.34	91.82	92.32	92.82
	January	91.34	91.34	91.82	92.32	92.82	93.32
1 9 9 9	December	91.34	91.82	92.32	92.82	93.32	93.82
	November	91.82	92.32	92.82	93.32	93.82	94.32
	October	92.80	92.80	92.80	92.80	92.80	93.28
	September	92.80	92.80	92.80	92.80	93.28	93.78
	August	92.80	92.80	92.80	93.28	93.78	94.28
	July	92.80	92.80	93.28	93.78	94.28	94.78
	June	92.80	93.28	93.78	94.28	94.78	95.28
	May	93.28	93.78	94.28	94.78	95.28	95.78
	April	95.18	95.18	95.18	95.18	95.18	95.68
	March	95.18	95.18	95.18	95.18	95.68	96.18
	February	95.18	95.18	95.18	95.68	96.18	96.70
	January	95.18	95.18	95.68	96.18	96.70	97.20

Values for \$50 Series I Savings Bonds

A \$50 Series I bond issued in...		Is worth this amount if you cash it in...					
		Dec 2009	Jan 2010	Feb 2010	Mar 2010	Apr 2010	May 2010
1	December	95.18	95.68	96.18	96.70	97.20	97.72
	November	95.68	96.18	96.70	97.20	97.72	98.24
	October	98.26	98.26	98.26	98.26	98.26	98.78
	September	98.26	98.26	98.26	98.26	98.78	99.32
9	August						
	July						
9	June						
	May						
8	April						
	March						
	February						
	January						

Values for \$50 Series EE Savings Bonds

A \$50 Series EE bond issued in...		Is worth this amount if you cash it in...					
		Dec 2009	Jan 2010	Feb 2010	Mar 2010	Apr 2010	May 2010
2 0 1 0	December						
	November						
	October						
	September						
	August						
	July						
	June						
	May						Can't cash
	April					Can't cash	Can't cash
	March				Can't cash	Can't cash	Can't cash
2 0 0 9	February		Can't cash	Can't cash	Can't cash	Can't cash	Can't cash
	January		Can't cash	Can't cash	Can't cash	Can't cash	Can't cash
	December	Can't cash	Can't cash	Can't cash	Can't cash	Can't cash	Can't cash
	November	Can't cash	Can't cash	Can't cash	Can't cash	Can't cash	Can't cash
	October	Can't cash	Can't cash	Can't cash	Can't cash	Can't cash	Can't cash
	September	Can't cash	Can't cash	Can't cash	Can't cash	Can't cash	Can't cash
	August	Can't cash	Can't cash	Can't cash	Can't cash	Can't cash	Can't cash
	July	Can't cash	Can't cash	Can't cash	Can't cash	Can't cash	Can't cash
	June	Can't cash	Can't cash	Can't cash	Can't cash	Can't cash	Can't cash
	May	Can't cash	Can't cash	Can't cash	Can't cash	Can't cash	25.12
2 0 0 8	April	Can't cash	Can't cash	Can't cash	Can't cash	25.24	25.26
	March	Can't cash	Can't cash	Can't cash	25.24	25.26	25.30
	February	Can't cash	Can't cash	25.24	25.26	25.30	25.32
	January	Can't cash	25.24	25.26	25.30	25.32	25.34
	December	25.24	25.26	25.30	25.32	25.34	25.38
	November	25.26	25.30	25.32	25.34	25.38	25.40
	October	25.32	25.36	25.38	25.42	25.44	25.48
	September	25.36	25.38	25.42	25.44	25.48	25.50
	August	25.38	25.42	25.44	25.48	25.50	25.54
	July	25.42	25.44	25.48	25.50	25.54	25.56
2 0 0 8	June	25.44	25.48	25.50	25.54	25.56	25.60
	May	25.48	25.50	25.54	25.56	25.60	25.62
	April	26.08	26.14	26.20	26.28	26.34	26.40
	March	26.14	26.20	26.28	26.34	26.40	26.46
	February	26.20	26.28	26.34	26.40	26.46	26.54
	January	26.28	26.34	26.40	26.46	26.54	26.60

A \$50 Series EE bond issued in...		Is worth this amount if you cash it in...					
		Dec 2009	Jan 2010	Feb 2010	Mar 2010	Apr 2010	May 2010
2 0 0 7	December	26.34	26.40	26.46	26.54	26.60	26.68
	November	26.40	26.46	26.54	26.60	26.68	26.74
	October	26.68	26.74	26.82	26.90	26.96	27.04
	September	26.74	26.82	26.90	26.96	27.04	27.12
	August	26.82	26.90	26.96	27.04	27.12	27.20
	July	26.90	26.96	27.04	27.12	27.20	27.28
	June	26.96	27.04	27.12	27.20	27.28	27.36
	May	27.04	27.12	27.20	27.28	27.36	27.44
	April	27.26	27.34	27.42	27.50	27.58	27.66
	March	27.34	27.42	27.50	27.58	27.66	27.74
2 0 0 6	February	27.42	27.50	27.58	27.66	27.74	27.84
	January	27.50	27.58	27.66	27.74	27.84	27.92
	December	27.58	27.66	27.74	27.84	27.92	28.00
	November	27.66	27.74	27.84	27.92	28.00	28.08
	October	27.82	27.90	27.98	28.08	28.16	28.24
	September	27.90	27.98	28.08	28.16	28.24	28.32
	August	27.98	28.08	28.16	28.24	28.32	28.42
	July	28.08	28.16	28.24	28.32	28.42	28.50
	June	28.16	28.24	28.32	28.42	28.50	28.60
	May	28.24	28.32	28.42	28.50	28.60	28.68
2 0 0 5	April	27.86	27.94	28.02	28.08	28.16	28.24
	March	27.94	28.02	28.08	28.16	28.24	28.32
	February	28.02	28.08	28.16	28.24	28.32	28.38
	January	28.08	28.16	28.24	28.32	28.38	28.46
	December	28.16	28.24	28.32	28.38	28.46	28.54
	November	28.24	28.32	28.38	28.46	28.54	28.60
	October	28.64	28.72	28.80	28.88	28.98	29.06
	September	28.72	28.80	28.88	28.98	29.06	29.14
	August	28.80	28.88	28.98	29.06	29.14	29.22
	July	28.88	28.98	29.06	29.14	29.22	29.30
2 0 0 5	June	28.98	29.06	29.14	29.22	29.30	29.38
	May	29.06	29.14	29.22	29.30	29.38	29.74
	April	29.30	29.36	29.40	29.44	29.60	29.66
	March	29.36	29.40	29.44	29.60	29.66	29.70
	February	29.40	29.44	29.60	29.66	29.70	29.76
	January	29.44	29.60	29.66	29.70	29.76	29.82

Values for \$50 Series EE Savings Bonds

A \$50 Series EE bond issued in...		Is worth this amount if you cash it in...					
		Dec 2009	Jan 2010	Feb 2010	Mar 2010	Apr 2010	May 2010
2 0 0 4	December	29.60	29.66	29.70	29.76	29.82	29.86
	November	29.66	29.70	29.76	29.82	29.86	29.92
	October	29.90	29.94	29.98	30.02	30.06	30.12
	September	29.94	29.98	30.02	30.06	30.12	30.16
	August	29.98	30.02	30.06	30.12	30.16	30.22
	July	30.02	30.06	30.12	30.16	30.22	30.28
	June	30.06	30.12	30.16	30.22	30.28	30.34
	May	30.12	30.16	30.22	30.28	30.34	30.38
	April	30.26	30.30	30.34	30.38	30.42	30.48
	March	30.30	30.34	30.38	30.42	30.48	30.54
	February	30.34	30.38	30.42	30.48	30.54	30.58
	January	30.38	30.42	30.48	30.54	30.58	30.64
2 0 0 3	December	30.42	30.48	30.54	30.58	30.64	30.70
	November	30.48	30.54	30.58	30.64	30.70	30.76
	October	30.68	30.72	30.76	30.80	30.86	30.92
	September	30.72	30.76	30.80	30.86	30.92	30.98
	August	30.76	30.80	30.86	30.92	30.98	31.02
	July	30.80	30.86	30.92	30.98	31.02	31.08
	June	30.86	30.92	30.98	31.02	31.08	31.14
	May	30.92	30.98	31.02	31.08	31.14	31.20
	April	31.16	31.20	31.24	31.30	31.34	31.40
	March	31.20	31.24	31.30	31.34	31.40	31.46
	February	31.24	31.30	31.34	31.40	31.46	31.52
	January	31.30	31.34	31.40	31.46	31.52	31.56
2 0 0 2	December	31.34	31.40	31.46	31.52	31.56	31.62
	November	31.40	31.46	31.52	31.56	31.62	31.68
	October	31.78	31.82	31.88	31.92	31.96	32.02
	September	31.82	31.88	31.92	31.96	32.02	32.08
	August	31.88	31.92	31.96	32.02	32.08	32.14
	July	31.92	31.96	32.02	32.08	32.14	32.20
	June	31.96	32.02	32.08	32.14	32.20	32.26
	May	32.02	32.08	32.14	32.20	32.26	32.30
	April	32.40	32.46	32.50	32.54	32.58	32.64
	March	32.46	32.50	32.54	32.58	32.64	32.70
	February	32.50	32.54	32.58	32.64	32.70	32.76
	January	32.54	32.58	32.64	32.70	32.76	32.82

A \$50 Series EE bond issued in...		Is worth this amount if you cash it in...					
		Dec 2009	Jan 2010	Feb 2010	Mar 2010	Apr 2010	May 2010
2 0 0 1	December	32.58	32.64	32.70	32.76	32.82	32.88
	November	32.64	32.70	32.76	32.82	32.88	32.94
	October	33.16	33.20	33.24	33.28	33.34	33.40
	September	33.20	33.24	33.28	33.34	33.40	33.46
	August	33.24	33.28	33.34	33.40	33.46	33.52
	July	33.28	33.34	33.40	33.46	33.52	33.58
	June	33.34	33.40	33.46	33.52	33.58	33.64
	May	33.40	33.46	33.52	33.58	33.64	33.70
	April	34.06	34.10	34.14	34.20	34.24	34.30
	March	34.10	34.14	34.20	34.24	34.30	34.36
	February	34.14	34.20	34.24	34.30	34.36	34.42
	January	34.20	34.24	34.30	34.36	34.42	34.48
2 0 0 0	December	34.24	34.30	34.36	34.42	34.48	34.56
	November	34.30	34.36	34.42	34.48	34.56	34.62
	October	35.08	35.12	35.18	35.22	35.26	35.32
	September	35.12	35.18	35.22	35.26	35.32	35.38
	August	35.18	35.22	35.26	35.32	35.38	35.46
	July	35.22	35.26	35.32	35.38	35.46	35.52
	June	35.26	35.32	35.38	35.46	35.52	35.58
	May	35.32	35.38	35.46	35.52	35.58	35.64
	April	35.96	36.00	36.06	36.10	36.16	36.22
	March	36.00	36.06	36.10	36.16	36.22	36.30
	February	36.06	36.10	36.16	36.22	36.30	36.36
	January	36.10	36.16	36.22	36.30	36.36	36.42
1 9 9 9	December	36.16	36.22	36.30	36.36	36.42	36.48
	November	36.22	36.30	36.36	36.42	36.48	36.56
	October	36.76	36.80	36.86	36.92	36.96	37.02
	September	36.80	36.86	36.92	36.96	37.02	37.10
	August	36.86	36.92	36.96	37.02	37.10	37.16
	July	36.92	36.96	37.02	37.10	37.16	37.22
	June	36.96	37.02	37.10	37.16	37.22	37.30
	May	37.02	37.10	37.16	37.22	37.30	37.36
	April	37.56	37.62	37.66	37.72	37.76	37.82
	March	37.62	37.66	37.72	37.76	37.82	37.90
	February	37.66	37.72	37.76	37.82	37.90	37.96
	January	37.72	37.76	37.82	37.90	37.96	38.04

Values for \$50 Series EE Savings Bonds

A \$50 Series EE bond issued in...		Is worth this amount if you cash it in...					
		Dec 2009	Jan 2010	Feb 2010	Mar 2010	Apr 2010	May 2010
1 9 9 8	December	37.76	37.82	37.90	37.96	38.04	38.10
	November	37.82	37.90	37.96	38.04	38.10	38.18
	October	38.56	38.62	38.66	38.72	38.78	38.86
	September	38.62	38.66	38.72	38.78	38.86	38.92
	August	38.66	38.72	38.78	38.86	38.92	39.00
	July	38.72	38.78	38.86	38.92	39.00	39.06
	June	38.78	38.86	38.92	39.00	39.06	39.14
	May	38.86	38.92	39.00	39.06	39.14	39.20
	April	39.58	39.64	39.70	39.74	39.80	39.88
	March	39.64	39.70	39.74	39.80	39.88	39.94
1 9 9 7	February	39.70	39.74	39.80	39.88	39.94	40.02
	January	39.74	39.80	39.88	39.94	40.02	40.10
	December	39.80	39.88	39.94	40.02	40.10	40.16
	November	39.88	39.94	40.02	40.10	40.16	40.24
	October	40.76	40.80	40.86	40.92	40.98	41.06
	September	40.80	40.86	40.92	40.98	41.06	41.12
	August	40.86	40.92	40.98	41.06	41.12	41.20
	July	40.92	40.98	41.06	41.12	41.20	41.28
	June	40.98	41.06	41.12	41.20	41.28	41.36
	May	41.06	41.12	41.20	41.28	41.36	41.42
1 9 9 6	April	39.84	39.84	39.84	39.84	40.14	40.14
	March	39.84	39.84	39.84	40.14	40.14	40.14
	February	39.84	39.84	40.14	40.14	40.14	40.14
	January	39.84	40.14	40.14	40.14	40.14	40.14
	December	40.14	40.14	40.14	40.14	40.14	40.14
	November	40.14	40.14	40.14	40.14	40.14	40.56
	October	40.76	40.76	40.76	40.76	41.08	41.08
	September	40.76	40.76	40.76	41.08	41.08	41.08
	August	40.76	40.76	41.08	41.08	41.08	41.08
	July	40.76	41.08	41.08	41.08	41.08	41.08
1 9 9 6	June	41.08	41.08	41.08	41.08	41.08	41.08
	May	41.08	41.08	41.08	41.08	41.08	41.50
	April	41.68	41.68	41.68	41.68	42.00	42.00
	March	41.68	41.68	41.68	42.00	42.00	42.00
	February	41.68	41.68	42.00	42.00	42.00	42.00
	January	41.68	42.00	42.00	42.00	42.00	42.00

A \$50 Series EE bond issued in...		Is worth this amount if you cash it in...					
		Dec 2009	Jan 2010	Feb 2010	Mar 2010	Apr 2010	May 2010
1 9 9 5	December	42.00	42.00	42.00	42.00	42.00	42.00
	November	42.00	42.00	42.00	42.00	42.00	42.44
	October	42.80	42.80	42.80	42.80	43.14	43.14
	September	42.80	42.80	42.80	43.14	43.14	43.14
	August	42.80	42.80	43.14	43.14	43.14	43.14
	July	42.80	43.14	43.14	43.14	43.14	43.14
	June	43.14	43.14	43.14	43.14	43.14	43.14
	May	43.14	43.14	43.14	43.14	43.14	43.58
	April	45.36	45.36	45.36	45.36	45.76	45.76
	March	45.36	45.36	45.36	45.76	45.76	45.76
1 9 9 4	February	45.36	45.36	45.76	45.76	45.76	45.76
	January	45.36	45.76	45.76	45.76	45.76	45.90
	December	45.76	45.76	45.76	45.76	45.90	46.04
	November	45.76	45.76	45.76	45.90	46.04	46.20
	October	46.44	46.44	46.44	46.44	46.84	46.84
	September	46.44	46.44	46.44	46.84	46.84	46.84
	August	46.44	46.44	46.84	46.84	46.84	46.84
	July	46.44	46.84	46.84	46.84	46.84	46.84
	June	46.84	46.84	46.84	46.84	46.84	46.96
	May	46.84	46.84	46.84	46.84	46.96	47.34
1 9 9 3	April	47.48	47.48	47.48	47.48	47.80	47.80
	March	47.48	47.48	47.48	47.80	47.80	47.80
	February	47.48	47.48	47.80	47.80	47.80	47.80
	January	47.48	47.80	47.80	47.80	47.80	47.80
	December	47.80	47.80	47.80	47.80	47.80	47.90
	November	47.80	47.80	47.80	47.80	47.90	48.30
	October	48.54	48.54	48.54	48.54	48.92	48.92
	September	48.54	48.54	48.54	48.92	48.92	48.92
	August	48.54	48.54	48.92	48.92	48.92	48.92
	July	48.54	48.92	48.92	48.92	48.92	48.92
1 9 9 3	June	48.92	48.92	48.92	48.92	48.92	48.92
	May	48.92	48.92	48.92	48.92	48.92	49.44
	April	49.80	49.80	49.80	49.80	50.18	50.18
	March	49.80	49.80	49.80	50.18	50.18	50.18
	February	60.74	60.74	61.96	61.96	61.96	61.96
	January	60.74	61.96	61.96	61.96	61.96	61.96

Values for \$50 Series EE Savings Bonds

A \$50 Series EE bond issued in...		Is worth this amount if you cash it in...					
		Dec 2009	Jan 2010	Feb 2010	Mar 2010	Apr 2010	May 2010
1 9 9 2	December	61.96	61.96	61.96	61.96	61.96	61.96
	November	61.96	61.96	61.96	61.96	61.96	63.20
	October	61.96	61.96	61.96	61.96	63.20	63.20
	September	61.96	61.96	61.96	63.20	63.20	63.20
	August	61.96	61.96	63.20	63.20	63.20	63.20
	July	61.96	63.20	63.20	63.20	63.20	63.20
	June	63.20	63.20	63.20	63.20	63.20	63.20
	May	63.20	63.20	63.20	63.20	63.20	64.46
	April	63.20	63.20	63.20	63.20	64.46	64.46
	March	63.20	63.20	63.20	64.46	64.46	64.46
February	63.20	63.20	64.46	64.46	64.46	64.46	
January	63.20	64.46	64.46	64.46	64.46	64.46	
1 9 9 1	December	64.46	64.46	64.46	64.46	64.46	64.46
	November	64.46	64.46	64.46	64.46	64.46	65.76
	October	64.46	64.46	64.46	64.46	65.76	65.76
	September	64.46	64.46	64.46	65.76	65.76	65.76
	August	64.46	64.46	65.76	65.76	65.76	65.76
	July	64.46	65.76	65.76	65.76	65.76	65.76
	June	65.76	65.76	65.76	65.76	65.76	65.76
	May	65.76	65.76	65.76	65.76	65.76	67.06
	April	65.76	65.76	65.76	65.76	67.06	67.06
	March	65.76	65.76	65.76	67.06	67.06	67.06
February	65.76	65.76	67.06	67.06	67.06	67.06	
January	65.76	67.06	67.06	67.06	67.06	67.06	
1 9 9 0	December	67.06	67.06	67.06	67.06	67.06	67.06
	November	67.06	67.06	67.06	67.06	67.06	68.40
	October	67.06	67.06	67.06	67.06	68.40	68.40
	September	67.06	67.06	67.06	68.40	68.40	68.40
	August	67.06	67.06	68.40	68.40	68.40	68.40
	July	67.06	68.40	68.40	68.40	68.40	68.40
	June	68.40	68.40	68.40	68.40	68.40	68.40
	May	68.40	68.40	68.40	68.40	68.40	69.78
	April	68.40	68.40	68.40	68.40	69.78	69.78
	March	68.40	68.40	68.40	69.78	69.78	69.78
February	68.40	68.40	69.78	69.78	69.78	69.78	
January	68.40	69.78	69.78	69.78	69.78	69.78	

A \$50 Series EE bond issued in...		Is worth this amount if you cash it in...					
		Dec 2009	Jan 2010	Feb 2010	Mar 2010	Apr 2010	May 2010
1 9 8 9	December	69.78	69.78	69.78	69.78	69.78	69.78
	November	69.78	69.78	69.78	69.78	69.78	71.18
	October	69.78	69.78	69.78	69.78	71.18	71.18
	September	69.78	69.78	69.78	71.18	71.18	71.18
	August	69.78	69.78	71.18	71.18	71.18	71.18
	July	69.78	71.18	71.18	71.18	71.18	71.18
	June	71.18	71.18	71.18	71.18	71.18	71.18
	May	71.18	71.18	71.18	71.18	71.18	72.60
	April	71.18	71.18	71.18	71.18	72.60	72.60
	March	71.18	71.18	71.18	72.60	72.60	72.60
February	71.18	71.18	72.60	72.60	72.60	72.60	
January	71.18	72.60	72.60	72.60	72.60	72.60	
1 9 8 8	December	72.60	72.60	72.60	72.60	72.60	72.60
	November	72.60	72.60	72.60	72.60	72.60	74.04
	October	72.60	72.60	72.60	72.60	74.04	74.04
	September	72.60	72.60	72.60	74.04	74.04	74.04
	August	72.60	72.60	74.04	74.04	74.04	74.04
	July	72.60	74.04	74.04	74.04	74.04	74.04
	June	74.04	74.04	74.04	74.04	74.04	74.04
	May	74.04	74.04	74.04	74.04	74.04	75.52
	April	74.04	74.04	74.04	74.04	75.52	75.52
	March	74.04	74.04	74.04	75.52	75.52	75.52
February	74.04	74.04	75.52	75.52	75.52	75.52	
January	74.04	75.52	75.52	75.52	75.52	75.52	
1 9 8 7	December	75.52	75.52	75.52	75.52	75.52	75.52
	November	75.52	75.52	75.52	75.52	75.52	77.04
	October	75.52	75.52	75.52	75.52	77.04	77.04
	September	75.52	75.52	75.52	77.04	77.04	77.04
	August	75.52	75.52	77.04	77.04	77.04	77.04
	July	75.52	77.04	77.04	77.04	77.04	77.04
	June	77.04	77.04	77.04	77.04	77.04	77.04
	May	77.04	77.04	77.04	77.04	77.04	78.58
	April	77.04	77.04	77.04	77.04	78.58	78.58
	March	77.04	77.04	77.04	78.58	78.58	78.58
February	77.04	77.04	78.58	78.58	78.58	78.58	
January	77.04	78.58	78.58	78.58	78.58	78.58	

Values for \$50 Series EE Savings Bonds

A \$50 Series EE bond issued in...		Is worth this amount if you cash it in...					
		Dec 2009	Jan 2010	Feb 2010	Mar 2010	Apr 2010	May 2010
1 9 8 6	December	78.58	78.58	78.58	78.58	78.58	78.58
	November	78.58	78.58	78.58	78.58	78.58	80.16
	October	87.40	87.40	87.40	87.40	89.14	89.14
	September	87.40	87.40	87.40	89.14	89.14	89.14
	August	87.40	87.40	89.14	89.14	89.14	89.14
	July	87.40	89.14	89.14	89.14	89.14	89.14
	June	89.14	89.14	89.14	89.14	89.14	89.14
	May	89.14	89.14	89.14	89.14	89.14	90.94
	April	89.14	89.14	89.14	89.14	90.94	90.94
	March	89.14	89.14	89.14	90.94	90.94	90.94
1 9 8 5	February	89.14	89.14	90.94	90.94	90.94	90.94
	January	89.14	90.94	90.94	90.94	90.94	90.94
	December	90.94	90.94	90.94	90.94	90.94	90.94
	November	90.94	90.94	90.94	90.94	90.94	92.74
	October	90.94	90.94	90.94	90.94	92.74	92.74
	September	90.94	90.94	90.94	92.74	92.74	92.74
	August	90.94	90.94	92.74	92.74	92.74	92.74
	July	90.94	92.74	92.74	92.74	92.74	92.74
	June	92.74	92.74	92.74	92.74	92.74	92.74
	May	92.74	92.74	92.74	92.74	92.74	94.60
1 9 8 4	April	92.74	92.74	92.74	92.74	94.60	94.60
	March	92.74	92.74	92.74	94.60	94.60	94.60
	February	92.74	92.74	94.60	94.60	94.60	94.60
	January	92.74	94.60	94.60	94.60	94.60	94.60
	December	94.60	94.60	94.60	94.60	94.60	94.60
	November	94.60	94.60	94.60	94.60	94.60	96.50
	October	94.60	94.60	94.60	94.60	96.50	96.50
	September	94.60	94.60	94.60	96.50	96.50	96.50
	August	94.60	94.60	96.50	96.50	96.50	96.50
	July	94.60	96.50	96.50	96.50	96.50	96.50
1 9 8 1	June	96.50	96.50	96.50	96.50	96.50	96.50
	May	96.50	96.50	96.50	96.50	96.50	98.42
	April	97.30	97.30	97.30	97.30	98.42	98.42
	March	97.30	97.30	97.30	98.42	98.42	98.42
	February	97.30	97.30	98.42	98.42	98.42	98.42
	January	97.30	98.42	98.42	98.42	98.42	98.42

A \$50 Series EE bond issued in...		Is worth this amount if you cash it in...					
		Dec 2009	Jan 2010	Feb 2010	Mar 2010	Apr 2010	May 2010
1 9 8 3	December	98.42	98.42	98.42	98.42	98.42	98.42
	November	98.42	98.42	98.42	98.42	98.42	100.40
	October	101.44	101.44	101.44	101.44	102.36	102.36
	September	101.44	101.44	101.44	102.36	102.36	102.36
	August	101.44	101.44	102.36	102.36	102.36	102.36
	July	101.44	102.36	102.36	102.36	102.36	102.36
	June	102.36	102.36	102.36	102.36	102.36	102.36
	May	102.36	102.36	102.36	102.36	102.36	103.20
	April	107.22	107.22	107.22	107.22	107.90	107.90
	March	107.22	107.22	107.22	107.90	107.90	107.90
1 9 8 2	February	122.02	122.02	124.46	124.46	124.46	124.46
	January	122.02	124.46	124.46	124.46	124.46	124.46
	December	124.46	124.46	124.46	124.46	124.46	124.46
	November	124.46	124.46	124.46	124.46	124.46	126.96
	October	130.44	130.44	130.44	130.44	133.04	133.04
	September	130.44	130.44	130.44	133.04	133.04	133.04
	August	130.44	130.44	133.04	133.04	133.04	133.04
	July	130.44	133.04	133.04	133.04	133.04	133.04
	June	133.04	133.04	133.04	133.04	133.04	133.04
	May	133.04	133.04	133.04	133.04	133.04	135.70
1 9 8 1	April	133.04	133.04	133.04	133.04	135.70	135.70
	March	133.04	133.04	133.04	135.70	135.70	135.70
	February	133.04	133.04	135.70	135.70	135.70	135.70
	January	133.04	135.70	135.70	135.70	135.70	135.70
	December	135.70	135.70	135.70	135.70	135.70	135.70
	November	135.70	135.70	135.70	135.70	135.70	138.42
	October	135.70	135.70	135.70	135.70	138.42	138.42
	September	135.70	135.70	135.70	138.42	138.42	138.42
	August	135.70	135.70	138.42	138.42	138.42	138.42
	July	135.70	138.42	138.42	138.42	138.42	138.42
1 9 8 1	June	138.42	138.42	138.42	138.42	138.42	138.42
	May	138.42	138.42	138.42	138.42	138.42	141.18
	April	144.58	144.58	144.58	144.58	147.48	147.48
	March	144.58	144.58	144.58	147.48	147.48	147.48
	February	144.58	144.58	147.48	147.48	147.48	147.48
	January	144.58	147.48	147.48	147.48	147.48	147.48

Values for \$50 Series EE Savings Bonds

A \$50 Series EE		Is worth this amount if you cash it in...					
bond issued in...		Dec 2009	Jan 2010	Feb 2010	Mar 2010	Apr 2010	May 2010
1 9 8 0	December	147.48	147.48	147.48	147.48	147.48	147.48
	November	147.48	147.48	147.48	147.48	147.48	150.42
	October	160.90	160.90	160.90	160.90	164.12	164.12
	September	160.90	160.90	160.90	164.12	164.12	164.12
	August	160.90	160.90	164.12	164.12	164.12	164.12
	July	160.90	164.12	164.12	164.12	164.12	164.12
	June	164.12	164.12	164.12	164.12	164.12	164.12
	May	164.12	164.12	164.12	164.12	164.12	167.40
	April	162.50	162.50	162.50	162.50	165.74	165.74
	March	162.50	162.50	162.50	165.74	165.74	165.74
February	162.50	162.50	165.74	165.74	165.74	165.74	
January	162.50	165.74	165.74	165.74	165.74	165.74	

Values for \$50 Series E Savings Bonds

A \$50 Series E		Is worth this amount if you cash it in...					
bond issued in...		Dec 2009	Jan 2010	Feb 2010	Mar 2010	Apr 2010	May 2010
1 9 8 0	December						
	November						
	October						
	September						
	August						
	July						
	June	219.10	219.10	219.10	219.10	219.10	219.10
	May	219.10	219.10	219.10	219.10	219.10	223.50
	April	216.90	216.90	216.90	216.90	221.24	221.24
	March	216.90	216.90	216.90	221.24	221.24	221.24
February	216.90	216.90	221.24	221.24	221.24	221.24	
January	216.90	221.24	221.24	221.24	221.24	221.24	
1 9 7 9	December	221.24	221.24	221.24	221.24	221.24	221.24
	November	221.24	221.24	221.24	221.24	221.24	221.24
	October	219.18	219.18	219.18	219.18	219.18	219.18
	September	219.18	219.18	219.18	219.18	219.18	219.18
	August	219.18	219.18	219.18	219.18	219.18	219.18
	July	219.18	219.18	219.18	219.18	219.18	219.18
	June	219.18	219.18	219.18	219.18	219.18	219.18
	May	218.66	218.66	218.66	218.66	218.66	218.66
	April	216.56	216.56	216.56	216.56	216.56	216.56
	March	216.56	216.56	216.56	216.56	216.56	216.56
	February	216.56	216.56	216.56	216.56	216.56	216.56
	January	216.56	216.56	216.56	216.56	216.56	216.56

Values for Matured Bonds
Values for \$50 Series E Savings Bonds

A \$50 Series E bond issued in...		Is worth	
1	December	216.54	
	November	215.96	
	October	213.94	
	September	213.94	
	9	August	213.94
		July	213.94
	7	June	213.88
		May	213.34
	8	April	217.08
		March	217.08
		February	256.90
		January	256.90
1	December	256.90	
	November	256.18	
	October	279.34	
	September	279.34	
	9	August	279.34
		July	279.34
	7	June	279.40
		May	278.80
	7	April	276.08
		March	276.08
		February	276.08
		January	276.08
1	December	276.08	
	November	275.30	
	October	272.64	
	September	272.64	
	9	August	272.64
		July	272.64
	7	June	272.68
		May	272.08
	6	April	269.52
		March	269.52
		February	269.52
		January	269.52

A \$50 Series E bond issued in...		Is worth	
1	December	269.50	
	November	268.92	
	October	266.30	
	September	266.30	
	9	August	266.30
		July	266.30
	7	June	266.30
		May	265.66
	5	April	263.14
		March	263.14
		February	263.14
		January	263.14
1	December	263.18	
	November	262.52	
	October	260.04	
	September	260.04	
	9	August	260.04
		July	260.04
	7	June	260.04
		May	259.42
	4	April	256.96
		March	256.96
		February	256.96
		January	256.96
1	December	256.96	
	November	263.52	
	October	263.52	
	September	263.52	
	9	August	263.48
		July	262.92
	7	June	260.40
		May	259.78
	3	April	259.78
		March	259.78
		February	259.78
		January	259.12

A \$50 Series E bond issued in...		Is worth	
1	December	256.66	
	November	256.10	
	October	256.10	
	September	256.10	
	9	August	256.10
		July	255.54
	7	June	253.08
		May	252.38
	2	April	252.38
		March	252.38
		February	252.34
		January	251.76
1	December	253.32	
	November	252.72	
	October	252.72	
	September	252.72	
	9	August	252.72
		July	252.12
	7	June	253.90
		May	253.20
	1	April	253.20
		March	253.20
		February	253.20
		January	252.60
1	December	280.02	
	November	279.38	
	October	279.38	
	September	279.38	
	9	August	279.38
		July	278.72
	7	June	276.00
		May	274.72
	0	April	274.72
		March	274.72
		February	274.68
		January	274.00

A \$50 Series E bond issued in...		Is worth	
1	December	271.44	
	November	270.04	
	October	270.04	
	September	270.04	
	9	August	270.02
		July	269.42
	6	June	266.84
		May	277.20
	9	April	274.54
		March	274.54
		February	274.54
		January	274.54
1	December	274.56	
	November	270.88	
	October	268.28	
	September	268.28	
	9	August	268.28
		July	268.28
	6	June	268.32
		May	265.14
	8	April	262.56
		March	262.56
		February	262.56
		January	262.56
1	December	262.56	
	November	259.40	
	October	256.90	
	September	256.90	
	9	August	256.90
		July	256.90
	6	June	256.92
		May	254.12
	7	April	251.72
		March	251.72
		February	251.72
		January	251.72

Values for Matured Bonds
Values for \$50 Series E Savings Bonds

A \$50 Series E bond issued in...		Is worth
1966	December	251.70
	November	248.92
	October	246.54
	September	246.54
	August	246.54
	July	246.54
	June	246.56
	May	244.04
	April	243.88
	March	243.88
	February	256.26
	January	256.26
1965	December	256.24
	November	368.06
	October	368.06
	September	368.06
	August	366.16
	July	371.94
	June	371.94
	May	431.54
	April	431.54
	March	431.58
	February	429.48
	January	468.22
1964	December	468.22
	November	465.22
	October	465.22
	September	465.22
	August	463.04
	July	458.58
	June	458.58
	May	455.54
	April	455.54
	March	455.58
	February	453.42
	January	449.10

A \$50 Series E bond issued in...		Is worth
1963	December	449.10
	November	446.34
	October	446.34
	September	446.34
	August	444.22
	July	439.90
	June	439.90
	May	436.58
	April	436.58
	March	436.64
	February	434.62
	January	430.44
1962	December	430.44
	November	428.66
	October	428.66
	September	428.64
	August	425.62
	July	421.58
	June	421.58
	May	420.48
	April	420.48
	March	420.54
	February	417.50
	January	413.50
1961	December	413.50
	November	412.30
	October	412.30
	September	412.34
	August	407.76
	July	403.90
	June	403.90
	May	402.72
	April	402.72
	March	402.74
	February	398.14
	January	394.36

A \$50 Series E bond issued in...		Is worth
1960	December	394.36
	November	393.58
	October	393.58
	September	393.56
	August	389.04
	July	385.38
	June	385.38
	May	384.72
	April	384.72
	March	384.72
	February	380.34
	January	377.00
1959	December	377.00
	November	376.20
	October	376.20
	September	376.20
	August	372.02
	July	375.76
	June	375.76
	May	383.06
	April	383.06
	March	383.06
	February	383.06
	January	383.06
1958	December	378.68
	November	373.42
	October	373.42
	September	373.42
	August	373.42
	July	373.44
	June	369.06
	May	366.24
	April	366.24
	March	366.24
	February	366.24
	January	366.24

A \$50 Series E bond issued in...		Is worth
1957	December	361.94
	November	410.14
	October	410.14
	September	410.14
	August	410.14
	July	410.16
	June	405.44
	May	399.80
	April	399.80
	March	399.80
	February	399.80
	January	399.12
1956	December	399.12
	November	396.94
	October	396.96
	September	392.38
	August	388.58
	July	388.58
	June	388.58
	May	387.66
	April	387.66
	March	377.18
	February	373.58
	January	373.58
1955	December	373.58
	November	372.58
	October	372.58
	September	367.64
	August	364.10
	July	364.10
	June	364.10
	May	363.14
	April	363.14
	March	358.52
	February	355.06
	January	355.06

Values for Matured Bonds
Values for \$50 Series E Savings Bonds

A \$50 Series E bond issued in...		Is worth
1 9 5 4	December	355.06
	November	354.34
	October	354.32
	September	349.62
	August	346.24
	July	346.24
	June	346.24
	May	345.38
	April	345.38
	March	341.02
	February	337.72
	January	337.72
1 9 5 3	December	337.72
	November	336.88
	October	336.86
	September	332.66
	August	331.62
	July	331.62
	June	331.62
	May	330.82
	April	330.82
	March	326.76
	February	356.28
	January	356.28
1 9 5 2	December	356.28
	November	355.32
	October	355.38
	September	350.92
	August	347.56
	July	347.56
	June	347.56
	May	346.76
	April	341.32
	March	341.32
	February	341.32
	January	341.32

A \$50 Series E bond issued in...		Is worth
1 9 5 1	December	341.30
	November	336.46
	October	333.20
	September	333.20
	August	333.20
	July	333.20
	June	333.22
	May	328.32
	April	325.20
	March	325.20
	February	325.20
	January	325.20
1 9 5 0	December	308.52
	November	303.98
	October	301.06
	September	301.06
	August	301.06
	July	301.06
	June	301.06
	May	296.96
	April	294.12
	March	294.12
	February	294.12
	January	294.12
1 9 4 9	December	294.12
	November	290.46
	October	287.66
	September	287.66
	August	287.66
	July	287.66
	June	287.66
	May	276.04
	April	273.38
	March	273.38
	February	273.38
	January	273.38

A \$50 Series E bond issued in...		Is worth
1 9 4 8	December	273.38
	November	269.02
	October	266.46
	September	266.46
	August	266.46
	July	266.46
	June	266.46
	May	262.18
	April	262.82
	March	262.82
	February	262.82
	January	262.82
1 9 4 7	December	262.82
	November	258.68
	October	253.14
	September	253.14
	August	253.14
	July	253.14
	June	253.14
	May	249.14
	April	246.76
	March	246.76
	February	246.76
	January	246.76
1 9 4 6	December	246.76
	November	242.84
	October	240.50
	September	240.50
	August	240.50
	July	240.50
	June	240.50
	May	236.82
	April	234.56
	March	234.56
	February	234.56
	January	234.56

A \$50 Series E bond issued in...		Is worth
1 9 4 5	December	234.56
	November	228.86
	October	226.66
	September	226.66
	August	226.66
	July	226.66
	June	226.66
	May	223.08
	April	220.94
	March	220.94
	February	220.94
	January	220.94
1 9 4 4	December	220.94
	November	217.50
	October	215.40
	September	215.40
	August	215.40
	July	215.40
	June	215.40
	May	212.22
	April	210.18
	March	210.18
	February	210.18
	January	210.18
1 9 4 3	December	210.18
	November	206.96
	October	204.96
	September	204.96
	August	204.96
	July	204.96
	June	204.96
	May	201.82
	April	199.90
	March	199.90
	February	199.90
	January	199.90

Values for Matured Bonds
Values for \$50 Series E Savings Bonds

A \$50 Series E bond issued in...		Is worth
1 9 4 2	December	199.90
	November	196.80
	October	194.90
	September	194.90
	August	194.90
	July	194.90
	June	194.90
	May	192.00
	April	188.70
	March	188.70
	February	188.70
	January	188.70
1 9 4 1	December	188.70
	November	185.72
	October	183.92
	September	183.92
	August	183.92
	July	183.92
	June	183.92
	May	181.18
	April	
	March	
	February	
	January	

**Values for Matured Bonds
Values for \$50 Savings Notes**

A \$50 Savings note issued in...		Is worth
1	December	
	November	
9	October	277.40
	September	277.40
7	August	277.40
	July	277.40
0	June	277.40
	May	276.08
0	April	273.42
	March	273.42
	February	273.42
	January	273.42

A \$50 Savings note issued in...		Is worth
1	December	273.40
	November	272.14
9	October	270.00
	September	270.00
6	August	270.00
	July	270.00
9	June	270.00
	May	268.74
9	April	271.40
	March	271.40
	February	271.40
	January	271.40

A \$50 Savings note issued in...		Is worth
1	December	271.40
	November	269.94
9	October	272.36
	September	272.36
6	August	291.36
	July	291.36
8	June	291.36
	May	286.74
8	April	312.58
	March	312.58
	February	312.58
	January	312.58

A \$50 Savings note issued in...		Is worth
1	December	312.56
	November	311.04
9	October	308.10
	September	308.10
6	August	308.10
	July	308.10
7	June	308.08
	May	306.66
7	April	
	March	
	February	
	January	